



XCMG

ZL30G

WHEEL LOADER

PARTS LIST

轮式装载机零件目录



徐工集团徐州装载机厂
XUZHOU LOADING MACHINERY FACTORY, XCMG

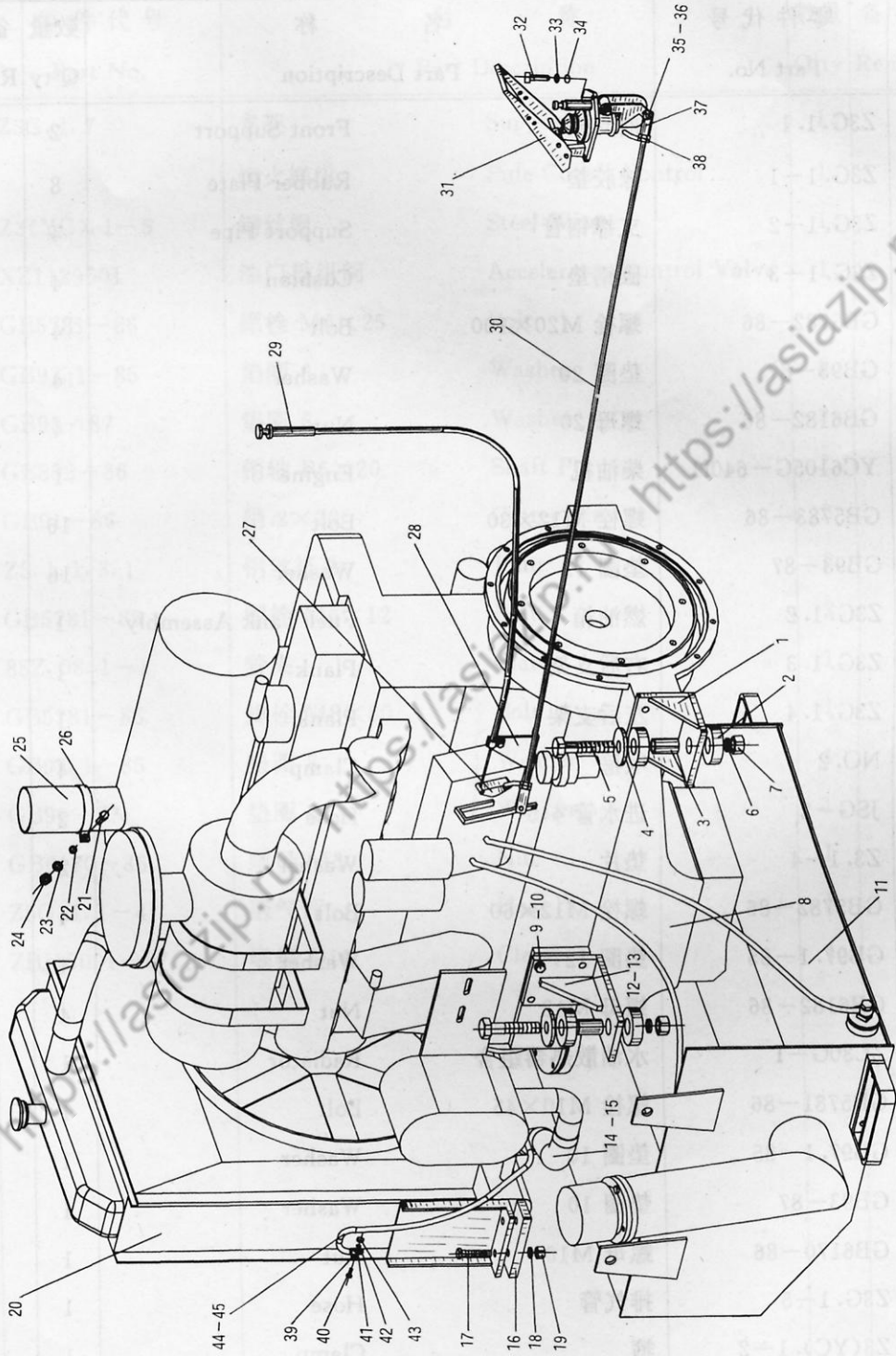
目 录

CONTENTS

| | |
|---|----|
| 1. Z3G. 1 柴油机系统 Engine System | 1 |
| 2. Z3G. 1. 2 柴油箱总成 Fuel Tank Assembly | 4 |
| 3. Z3G. 2 驱动桥总成 Driving Axle Assembly | 6 |
| 4. Z3. 2. 00 主减速器总成 Main Reductor Assembly | 8 |
| 5. Z3. 2. 00 轮边减速器总成 Planetary Reductor Assembly | 10 |
| 6. Z3. 2. 00 制动器总成 Disk Brake | 12 |
| 7. Z3G. 3A 传动液压系统 Transmission Hydraulic System | 14 |
| 8. Z3. 3. 00 变矩器总成 Torque Converter | 16 |
| 9. Z3. 3. 00 减压阀总成 Reducing Valve Assembly | 20 |
| 10. Z3G. 4. 1 前传动轴 Front Drive Shaft | 22 |
| 11. Z3G. 4. 2 后传动轴 Rear Drive Shaft | 24 |
| 12. Z3G. 4. 3 主传动轴 Main Driving Shaft | 26 |
| 13. Z3. 6. 00 变速箱箱体部件 Transmission Assembly | 29 |
| 14. Z3. 6. 1 变速箱输入轴总成 Input Shaft Assembly | 33 |
| 15. Z3. 6. 2 变速箱倒档轴总成 Reverse Shaft Assembly | 35 |
| 16. Z3. 6. 3 变速箱中间轴总成 Medium Shaft Assembly | 37 |
| 17. Z3. 6. 4 变速箱输出轴总成 Output Shaft Assembly | 39 |
| 18. Z3. 6. 4. 1 变速箱手制动总成 Parking Brake Assembly | 41 |
| 19. Z3. 6. 6 变速箱操纵阀总成 Transmission Control Valve Assembly | 43 |
| 20. Z3. 6. 9 变速箱高低档拨叉机构 Yoke Assembly | 45 |
| 21. Z3G. 7A 变速操纵 Transmission Propulsion | 47 |
| 22. Z3G. 7. 1A 上部机构 Upper Mechanism | 49 |
| 23. Z3G. 7. 2 联接杆 Link Rod | 51 |
| 24. Z3G. 7. 3 连杆机构 Link Mechanism | 53 |
| 25. Z3G. 7A 高低速操纵 Shift Control | 55 |

| | | | |
|-----------------|--------|-----------------------------------|-----|
| 26. Z3G. 8 | 前车架总成 | Front Chassis Assembly | 57 |
| 27. Z3G. 8 | 后车架总成 | Rear Chassis Assembly | 59 |
| 28. Z3G. 9A | 转向液压系统 | Steering System | 62 |
| 29. Z3G. 9. 1 | 左转向油缸 | Left Steering Cylinder | 65 |
| 30. Z3. 9. 00 | 单稳阀 | Valve | 67 |
| 31. Z3G. 10A | 工作液压系统 | Working Hydraulic System | 69 |
| 32. Z3G. 10. 20 | 工作操纵杆系 | Working Propulsion Linkage System | 72 |
| 33. Z3. 10. 00 | 分配阀总成 | Control Valve Assembly | 74 |
| 34. Z3G. 10. 1 | 转斗油缸 | Tilt Cylinder | 77 |
| 35. Z3G. 10. 2 | 左右动臂油缸 | Left Right Lift Cylinder | 79 |
| 36. Z3G. 10. 22 | 液压油箱 | Hydraulic Tank | 81 |
| 37. Z3G. 11 | 工作装置 | Working Device | 83 |
| 38. Z3G. 12 | 制动系统 | Brake System | 85 |
| 39. Z3G. 12. 8 | 加力泵组 | Air Master Unit | 88 |
| 40. Z3. 12. 11A | 储气缸 | Air Tank | 90 |
| 41. Z3G. 12 | 手制动总成 | Parking Brake Assembly | 92 |
| 42. Z3G. 14 | 电气系统 | Electrical System | 94 |
| 43. Z3G. 15 | 驾驶室总成 | Cab Assembly | 97 |
| 44. Z3G. 16 | 左右电瓶箱 | Left Right Battery Box | 99 |
| 45. Z3G. 17A | 挡泥板 | Fender Assembly | 101 |
| 46. Z3G. 18A | 机罩 | Hood | 103 |

1. Z3G.1 柴油机系统 Engine System



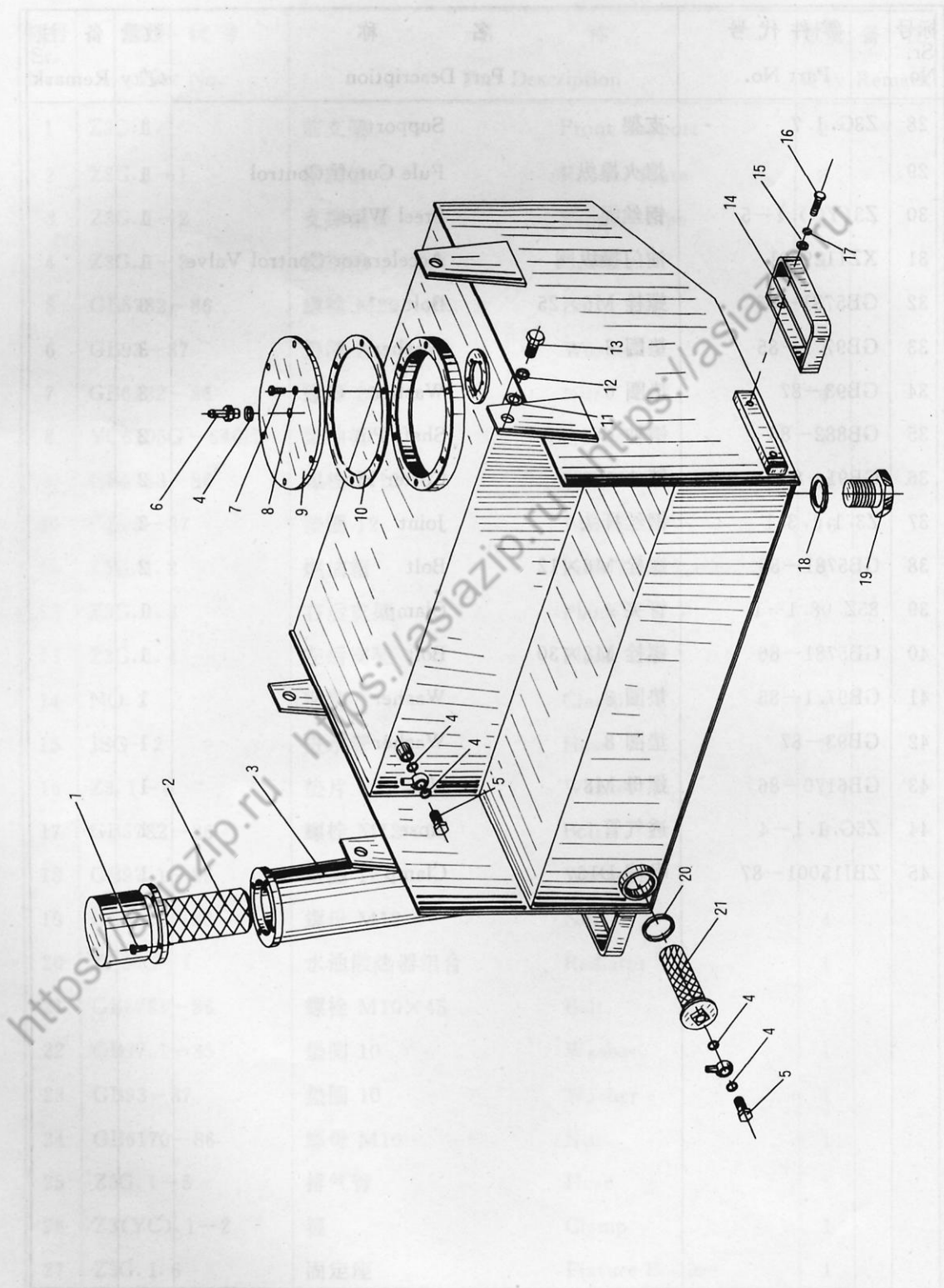
1. Z3G.1 发动机系统 Engine System

| 标号 Sr. No. | 零件代号 Part No. | 名 称 Part Description | | 数量 Q'ty | 备 注 Remark |
|------------------|------------------|-------------------------|--------------------|------------|---------------|
| 1 | Z3G.1.1 | 前支架 | Front Support | 2 | |
| 2 | Z3G.1-1 | 橡胶垫 | Rubber Plate | 8 | |
| 3 | Z3G.1-2 | 支撑钢管 | Support Pipe | 4 | |
| 4 | Z3G.1-3 | 圆钢垫 | Cushion | 4 | |
| 5 | GB5782-86 | 螺栓 M20×100 | Bolt | 4 | |
| 6 | GB93-87 | 垫圈 20 | Washer | 4 | |
| 7 | GB6182-86 | 螺母 20 | Nut | 4 | |
| 8 | YC6105G-640H | 柴油机 | Engine | 1 | |
| 9 | GB5783-86 | 螺栓 M12×30 | Bolt | 16 | |
| 10 | GB93-87 | 垫圈 12 | Washer | 16 | |
| 11 | Z3G.1.2 | 燃油箱 | Fuel Tank Assembly | 1 | |
| 12 | Z3G.1.3 | 右后支架 | Plank | 1 | |
| 13 | Z3G.1.4 | 左后支架 | Plank | 1 | |
| 14 | NO.2 | 喉箍 | Clamp | 4 | |
| 15 | JSG-2 | 进水管 φ45 | Hose | 2 | |
| 16 | Z3.1-4 | 垫片 | Washer | 2 | |
| 17 | GB5782-86 | 螺栓 M12×60 | Bolt | 4 | |
| 18 | GB97.1-85 | 垫圈 12 | Washer | 4 | |
| 19 | GB6182-86 | 螺母 M12 | Nut | 4 | |
| 20 | ZL30G-I | 水油散热器组合 | Radiator | 1 | |
| 21 | GB5781-86 | 螺栓 M10×45 | Bolt | 1 | |
| 22 | GB97.1-85 | 垫圈 10 | Washer | 1 | |
| 23 | GB93-87 | 垫圈 10 | Washer | 1 | |
| 24 | GB6170-86 | 螺母 M10 | Nut | 1 | |
| 25 | Z3G.1-5 | 排气管 | Hose | 1 | |
| 26 | Z3(YC).1-2 | 箍 | Clamp | 1 | |
| 27 | Z3G.1.6 | 固定座 | Fixture Bracket | 1 | |

1. Z3G.1 发动机系统 Engine System

| 标号 Sr. No. | 零件代号 Part No. | 名 称 Part Description | 数量 Q'ty | 备 注 Remark |
|------------------|------------------|---------------------------------|------------|---------------|
| 28 | Z3G.1.7 | 支架 Support | 1 | |
| 29 | | 熄火操纵 Fuel Cutoff Control | 1 | |
| 30 | Z3(YC).1-5 | 钢丝绳 Steel Wire | 1 | |
| 31 | XZ1129001 | 油门操纵阀 Accelerator Control Valve | 1 | |
| 32 | GB5781-86 | 螺栓 M6×25 Bolt | 3 | |
| 33 | GB97.1-85 | 垫圈 6 Washer | 3 | |
| 34 | GB93-87 | 垫圈 6 Washer | 3 | |
| 35 | GB882-86 | 销轴 B6×20 Shaft Pin | 2 | |
| 36 | GB91-86 | 销 2×20 Cotter Pin | 2 | |
| 37 | Z3.1.1.3.1 | 钢丝杆头 Joint | 2 | |
| 38 | GB5781-86 | 螺栓 M6×12 Bolt | 2 | |
| 39 | 85Z.08.1-1 | 管夹 Clamp | 1 | |
| 40 | GB5781-86 | 螺栓 M8×30 Bolt | 1 | |
| 41 | GB97.1-85 | 垫圈 8 Washer | 1 | |
| 42 | GB93-87 | 垫圈 8 Washer | 1 | |
| 43 | GB6170-86 | 螺母 M8 Nut | 1 | |
| 44 | Z5G.1.1-4 | 透气管 Hose | 1 | |
| 45 | ZBJ15001-87 | 喉箍 D16 Clamp | 1 | |

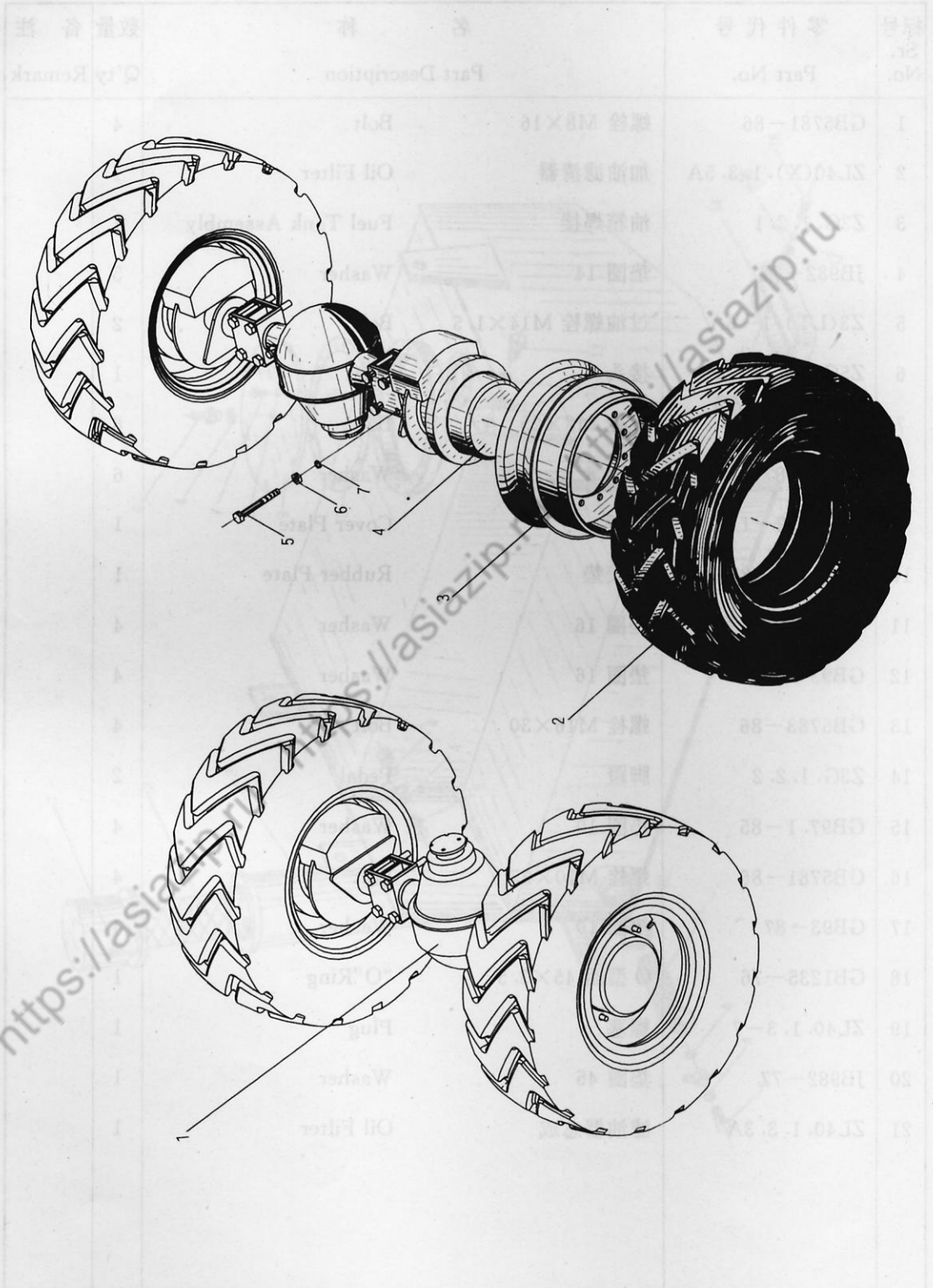
2. Z3G. 1.2 柴油箱总成 Fuel Tank Assembly



2. Z3G. 1. 2 柴油箱总成 Fuel Tank Assembly

| 标号 Sr. No. | 零件代号 Part No. | 名 称 Part Description | | 数量 Q'ty | 备 注 Remark |
|------------------|-------------------|-------------------------|--------------------|------------|---------------|
| 1 | GB5781-86 | 螺栓 M8×16 | Bolt | 4 | |
| 2 | ZL40(X). 1. 3. 5A | 加油滤清器 | Oil Filter | 1 | |
| 3 | Z3G. 1. 2. 1 | 油箱焊接 | Fuel Tank Assembly | 1 | |
| 4 | JB982-77 | 垫圈 14 | Washer | 5 | |
| 5 | Z3(LT). 1-6A | 过油螺栓 M14×1.5 | Bolt | 2 | |
| 6 | Z5G. 1. 1. 3-3 | 接头 | Joint | 1 | |
| 7 | GB5781-86 | 螺栓 M8×25 | Bolt | 6 | |
| 8 | GB93-87 | 垫圈 8 | Washer | 6 | |
| 9 | Z3G. 1. 2-1 | 盖板 | Cover Plate | 1 | |
| 10 | Z3G. 1. 2-2 | 橡胶垫 | Rubber Plate | 1 | |
| 11 | GB97. 1-86 | 垫圈 16 | Washer | 4 | |
| 12 | GB93-87 | 垫圈 16 | Washer | 4 | |
| 13 | GB5783-86 | 螺栓 M16×30 | Bolt | 4 | |
| 14 | Z3G. 1. 2. 2 | 脚蹬 | Pedal | 2 | |
| 15 | GB97. 1-85 | 垫圈 10 | Washer | 4 | |
| 16 | GB5781-86 | 螺栓 M10×25 | Bolt | 4 | |
| 17 | GB93-87 | 垫圈 10 | Washer | 4 | |
| 18 | GB1235-76 | O 型圈 45×3.5 | "O"Ring | 1 | |
| 19 | ZL40. 1. 3-7 | 螺塞 | Plug | 1 | |
| 20 | JB982-77 | 垫圈 45 | Washer | 1 | |
| 21 | ZL40. 1. 3. 3A | 滤油器总成 | Oil Filter | 1 | |

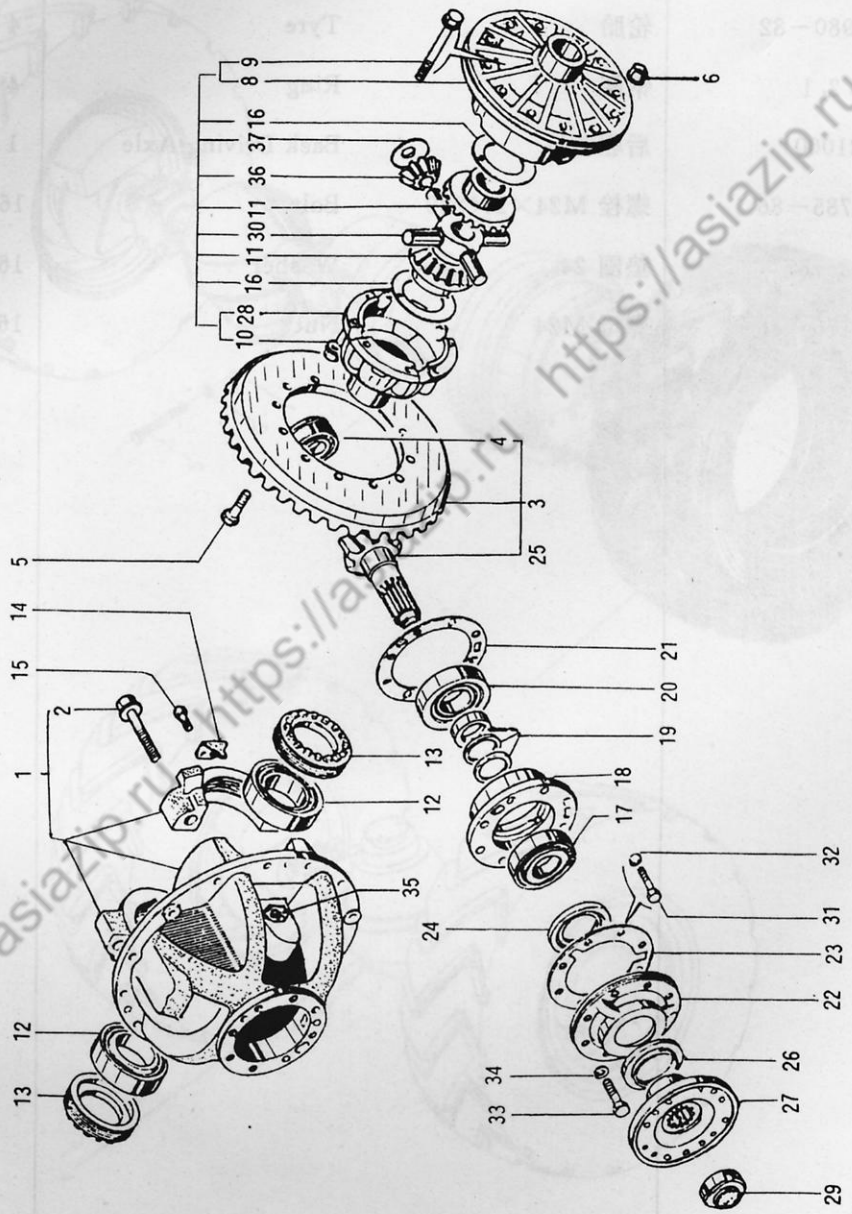
3. Z3G.2 驱动桥总成 Driving Axle Assembly



3. Z3G. 2 驱动桥总成 Driving Axle Assembly

| 标号 Sr. No. | 零件代号 Part No. | 名 称 Part Description | 数量 Q'ty | 备 注 Remark |
|------------------|------------------|-------------------------|------------|---------------|
| 1 | 80020000 | 前驱动桥 Front Driving Axle | 1 | |
| 2 | GB2980-82 | 轮胎 Tyre | 4 | |
| 3 | Z3G. 2. 1 | 钢圈 Ring | 4 | |
| 4 | 80021000 | 后驱动桥 Back Driving Axle | 1 | |
| 5 | GB5785-86 | 螺栓 M24×2×220 Bolt | 16 | |
| 6 | GB93-87 | 垫圈 24 Washer | 16 | |
| 7 | GB6176-86 | 螺母 M24 Nut | 16 | |

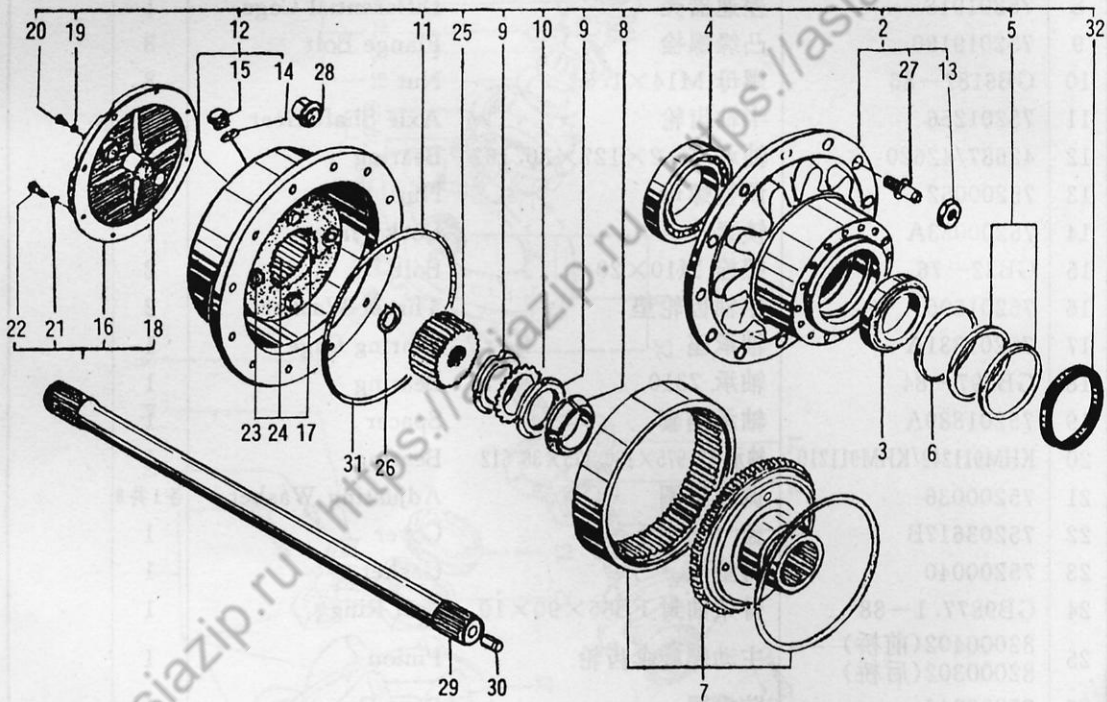
4. Z3. 2. 00 主减速器总成 Main Reductor Assembly



4. Z3. 2. 00 主减速器总成 Main Reductor Assembly

| 标号 Sr. No. | 零件代号 Part No. | 名 称 Part Description | 数量 Q'ty | 备 注 Remark |
|------------------|------------------------------|----------------------------------|------------|---------------|
| 1 | 75200033 | 轴承盖 Bearing Cage | 2 | |
| 2 | 75502600 | 螺栓 M22×2.5×99 Bolt | 4 | |
| 3 | 75201829A | 被动螺旋伞齿轮 Driven Bevel Gear | | |
| 4 | GB28381 | 轴承 542607 Bearing | 1 | |
| 5 | 75500003 | 螺栓 Bolt | 12 | |
| 6 | GB6187-86 | 螺母 M14×1.5 Nut | 12 | |
| 7 | 75201916 | 差速器总成 Differential Assembly | 1 | |
| 8 | 75201918 | 差速器壳 Differential Cage | 1 | |
| 9 | 752019180 | 凸缘螺栓 Flange Bolt | 8 | |
| 10 | GB6187-86 | 螺母 M14×1.5 Nut | 8 | |
| 11 | 75201256 | 半轴齿轮 Axle Shaft Gear | 2 | |
| 12 | 42687/42620 | 轴承 76.2×127×30.162 Bearing | 2 | |
| 13 | 75200052 | 调整螺母 Nut | 2 | |
| 14 | 75200053A | 锁紧片 Lock Plate | 1 | |
| 15 | GB32-76 | 螺栓 M10×20 Bolt | 2 | |
| 16 | 75201606 | 半轴齿轮垫 Thrust Washer | 2 | |
| 17 | 75201831A | 轴承座 Bearing Cage | 1 | |
| 18 | GB297-84 | 轴承 7310 Bearing | 1 | |
| 19 | 75201889A | 轴承隔套 Spacer | 1 | |
| 20 | KHM911242/KHM911210 | 轴承 53.975×130.175×36.512 Bearing | 1 | |
| 21 | 75200036 | 调整垫圈 Adjusting Washer | 各1共8 | |
| 22 | 75203617B | 盖 Cover | 1 | |
| 23 | 75200040 | 衬垫 Gasket | 1 | |
| 24 | GB9877.1-88 | 骨架油封 FB65×90×10 Seal Ring | 1 | |
| 25 | 82000402(前桥) 82000302(后桥) | 主动螺旋伞齿轮 Pinion | 1 | |
| 26 | 75200046 | 防尘罩 Dust Cap | 1 | |
| 27 | 82000404 | 联接法兰 Flange | 1 | |
| 28 | 75201919 | 差速器壳 Differential Cage | 1 | |
| 29 | 75500007A | 锁紧螺母 Locknut | 1 | |
| 30 | 75200059 | 十字轴 Differential Cross | 1 | |
| 31 | 75500006 | 螺栓 M12×1.5×45/28 Bolt | 1 | |
| 32 | GB93-87 | 垫圈 12 Washer | 1 | |
| 33 | 75500005 | 螺栓 M14×1.5×45/32 Bolt | 7 | |
| 34 | GB93-87 | 垫圈 14 Washer | 7 | |
| 35 | ZL40.2.1.2 | 止推螺栓 Bolt | 1 | |
| 36 | 75201255 | 行星齿轮 Planetary Gear | 4 | |
| 37 | 75201607 | 行星齿轮垫 Washer | 4 | |

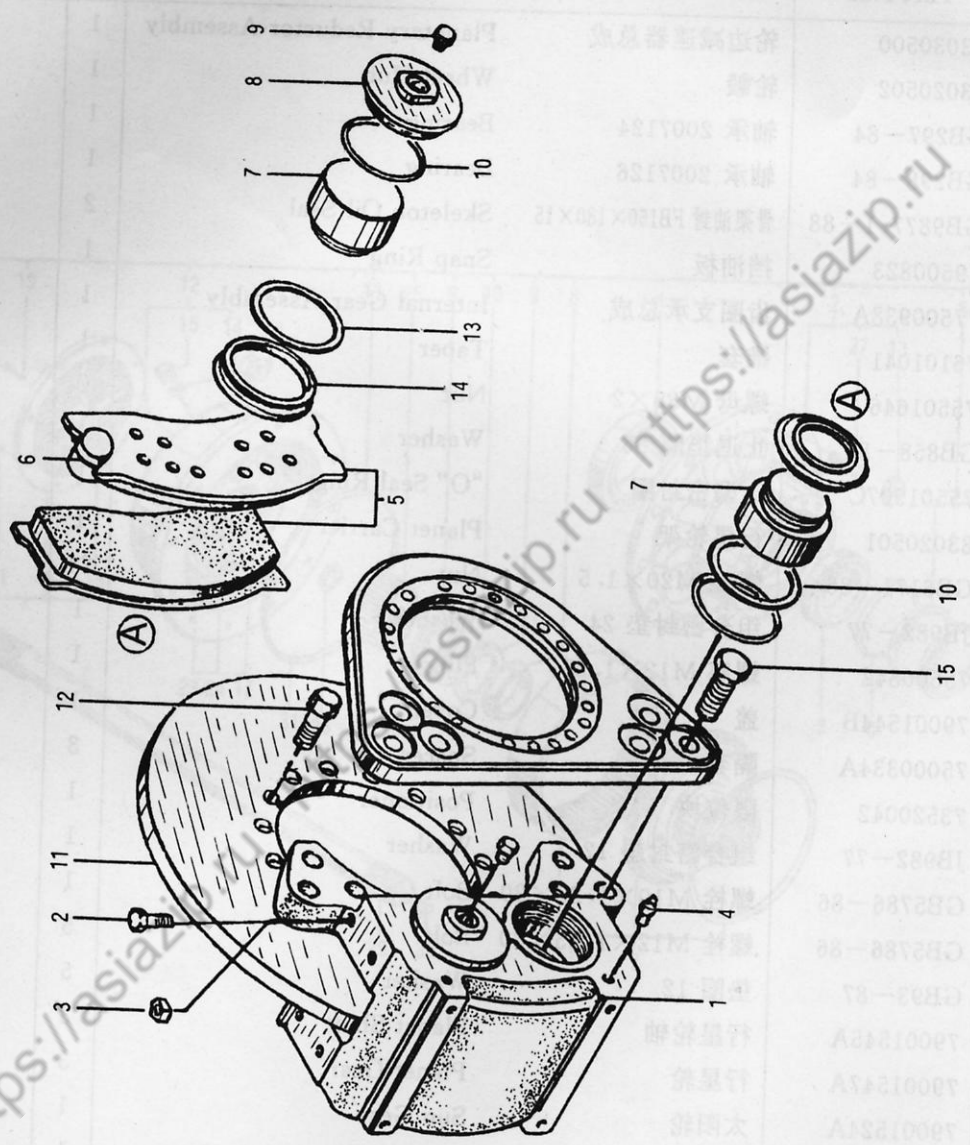
5. Z3. 2. 00 轮边减速器总成 Planetary Reductor Assembly



5. Z3. 2. 00 轮边减速器总成 Planetary Reductor Assembly

| 标号 Sr. No. | 零件代号 Part No. | 名 称 Part Description | | 数量 Q'ty | 备 注 Remark |
|------------------|------------------|-------------------------|-----------------------------|------------|---------------|
| 1 | 83030500 | 轮边减速器总成 | Planetary Reductor Assembly | 1 | |
| 2 | 83020502 | 轮毂 | Wheel Hub | 1 | |
| 3 | GB297-84 | 轴承 2007124 | Bearing | 1 | |
| 4 | GB298-84 | 轴承 2007126 | Bearing | 1 | |
| 5 | GB9877.1-88 | 骨架油封 FB150×180×15 | Skeleton Oil Seal | 2 | |
| 6 | 79500823 | 挡油板 | Snap Ring | 1 | |
| 7 | 77500938A | 齿圈支承总成 | Internal Gear Assembly | 1 | |
| 8 | 76101041 | 锥套 | Taper | 1 | |
| 9 | 75501646 | 螺母 M85×2 | Nut | 2 | |
| 10 | GB858-86 | 止退垫圈 85 | Washer | 1 | |
| 11 | 75501907C | O 型密封圈 | "O" Seal Ring | 1 | |
| 12 | 83020501 | 行星轮架 | Planet Carrier | 1 | |
| 13 | GB6171-86 | 螺母 M20×1.5 | Nut | 24 | |
| 14 | JB982-77 | 组合密封垫 24 | Washer | 1 | |
| 15 | 75500842 | 螺塞 M12×1.25 | Plug | 1 | |
| 16 | 79001544B | 盖 | Cover | 1 | |
| 17 | 75000334A | 隔套 | Spacer | 3 | |
| 18 | 73520042 | 限位块 | Positioner | 1 | |
| 19 | JB982-77 | 组合密封垫 12 | Washer | 1 | |
| 20 | GB5786-86 | 螺栓 M10×1.25×20 | Bolt | 1 | |
| 21 | GB5786-86 | 螺栓 M12×1.25×20 | Bolt | 5 | |
| 22 | GB93-87 | 垫圈 12 | Washer | 5 | |
| 23 | 79001545A | 行星轮轴 | Planet Shaft | 3 | |
| 24 | 79001547A | 行星轮 | Planet Gear | 3 | |
| 25 | 79001524A | 太阳轮 | Sun Gear | 1 | |
| 26 | GB894.1-86 | 挡圈 50 | Snap Ring | 1 | |
| 27 | ZL40.2-9 | 轮辋螺栓 M20×1.5 | Wheel Pin | 12 | |
| 28 | ZL40.2-10 | 轮辋螺母 M20 | Wheel Nut | 12 | |
| 29 | 80020001 | 半轴 | Axle Shaft | 1 | |
| 30 | 77000044 | 调整支柱 | Adjusting Pin | 各 1 共 4 | |
| 31 | 75600330 | 滚针 φ6×30 | Needle | 126 | |
| 32 | 79500813A | 油封座 | Gasket | 1 | |

6. Z3. 2. 00 制动器总成 Disk Brake

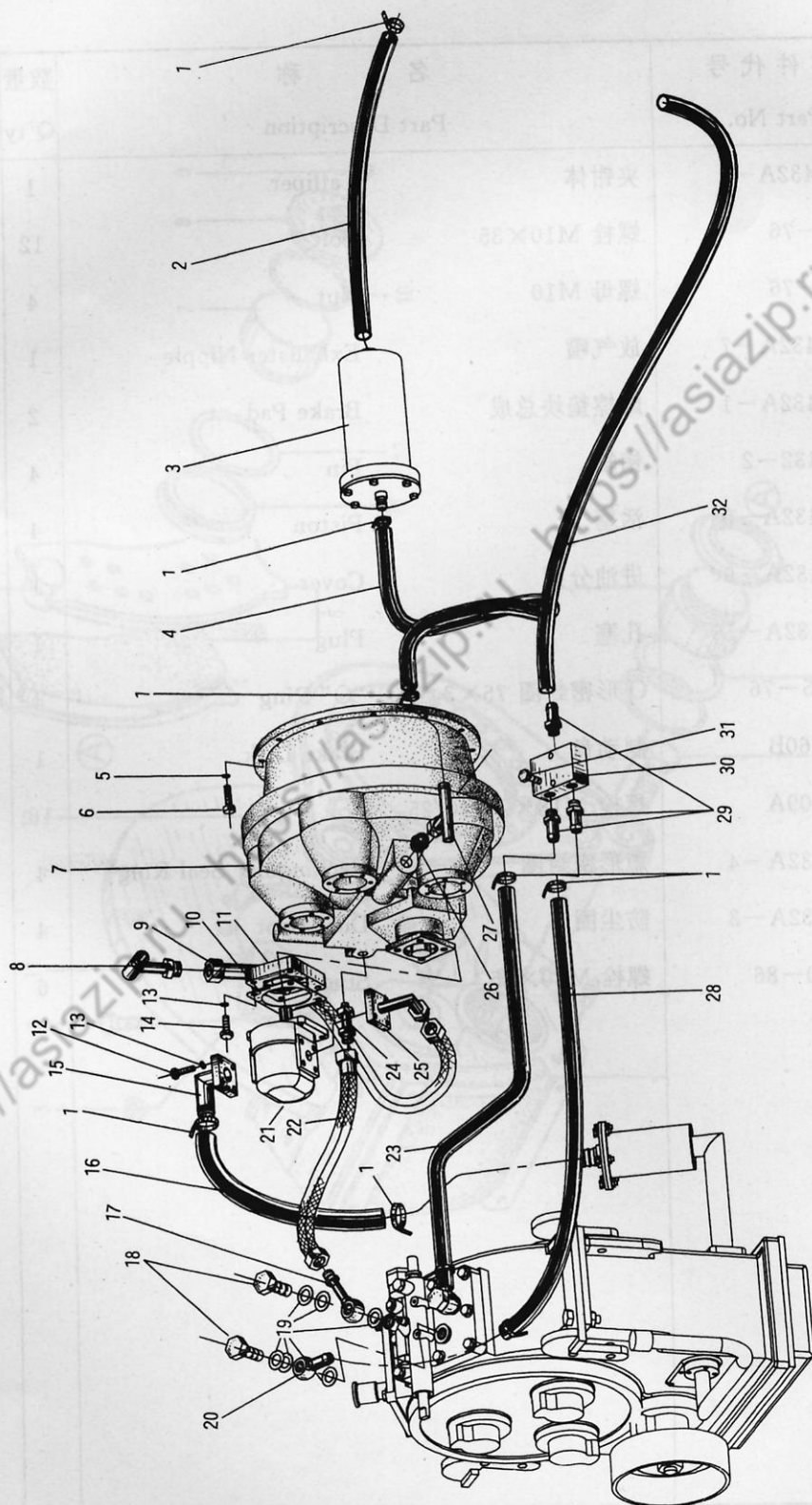


| 零件代号 Part No. | 数量 Qty | 备注 Remark |
|------------------|-----------|--------------|
| 83030500 | 1 | 花边螺母总成 |
| 83030502 | 2 | 衬套 |
| GB297-84 | 3 | 衬套 2007134 |
| GB297-84 | 4 | 衬套 2007128 |
| GB297-84 | 5 | 衬套 2007128 |
| 15500823 | 6 | 衬套 |
| 15500823 | 7 | 衬套 |
| 15500823 | 8 | 衬套 |
| 15500823 | 9 | 衬套 |
| 15500823 | 10 | 衬套 |
| 15500823 | 11 | 衬套 |
| 15500823 | 12 | 衬套 |
| 15500823 | 13 | 衬套 |
| 15500823 | 14 | 衬套 |
| 15500823 | 15 | 衬套 |

6.Z3.2.00 制动器总成 Disk Brake

| 标号 Sr. No. | 零件代号 Part No. | 名 称 Part Description | | 数量 Q'ty | 备注 Remark |
|------------------|------------------|-------------------------|-----------------------|------------|--------------|
| 1 | 75700432A-1 | 夹钳体 | Calliper | 1 | |
| 2 | GB21-76 | 螺栓 M10×35 | Bolt | 12 | |
| 3 | GB51-76 | 螺母 M10 | Nut | 4 | |
| 4 | 75700432A-7 | 放气嘴 | Exhauster Nipple | 1 | |
| 5 | 75700432A-1 | 摩擦垫块总成 | Brake Pad | 2 | |
| 6 | 75700432-2 | 销轴 | Pin | 4 | |
| 7 | 75700432A-5 | 活塞 | Piston | 4 | |
| 8 | 75700432A-9 | 进油分泵 | Cover | 1 | |
| 9 | 75700432A-10 | 孔塞 | Plug | 1 | |
| 10 | GB1235-76 | O形密封圈 75×3.1 | "O" Ring | 4 | |
| 11 | 72006560B | 制动盘 | Brake Disk | 1 | |
| 12 | 75502009A | 螺栓 M18×2×40/25 | Bolt | 16 | |
| 13 | 75700432A-4 | 矩形密封圈 | Rectangular Seal Ring | 4 | |
| 14 | 75700432A-3 | 防尘圈 | Dust Boot | 4 | |
| 15 | GB5780-86 | 螺栓 M20×65 | Stud | 6 | |

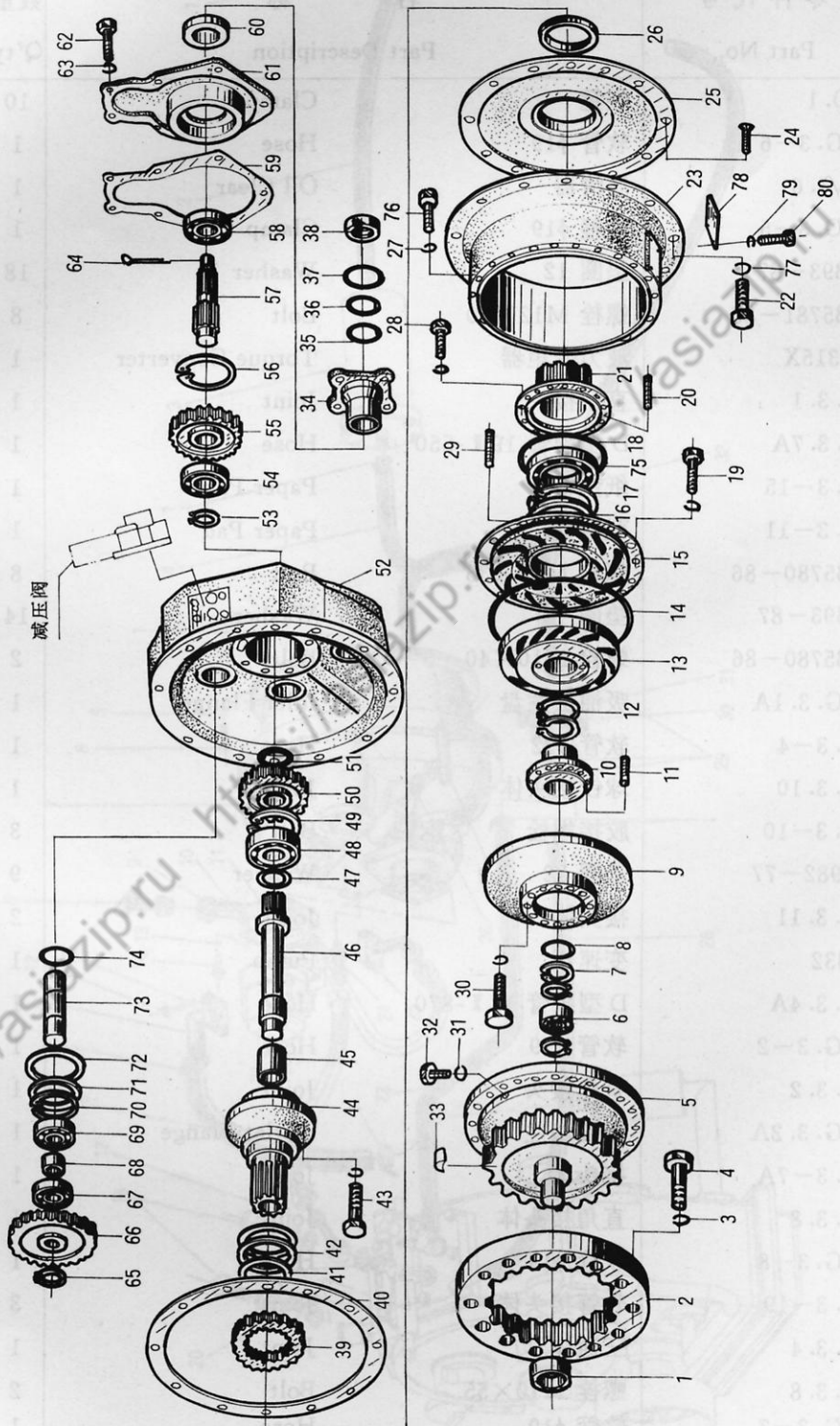
7. Z3G. 3A 传动液压系统 Transmission Hydraulic System



7. Z3G. 3A 传动液压系统 Transmission Hydraulic System

| 标号 Sr. No. | 零件代号 Part No. | 名 称 Part Description | 数量 Q'ty | 备 注 Remark |
|------------------|------------------|-------------------------|------------------|---------------|
| 1 | NO. 1 | 喉箍 | Clamp | 10 |
| 2 | Z3G. 3-6 | 软管 $\phi 19$ | Hose | 1 |
| 3 | Z3. 3. 6 | 滤清器 | Oil Clear | 1 |
| 4 | Z3G. 3-5 | 喉箍 $\phi 19$ | Clamp | 1 |
| 5 | GB93-87 | 垫圈 12 | Washer | 18 |
| 6 | GB5781-86 | 螺栓 M12 \times 30 | Bolt | 8 |
| 7 | YJ315X | 液力变矩器 | Torque Converter | 1 |
| 8 | Z3. 3. 1 | 直角接头 | Joint | 1 |
| 9 | Z3. 3. 7A | D 型胶管 19 I -550 | Hose | 1 |
| 10 | Z3. 3-15 | 纸垫 | Paper Pad | 1 |
| 11 | Z3. 3-11 | 联接盘 | Paper Pad | 1 |
| 12 | GB5780-86 | 螺栓 M10 \times 35 | Bolt | 8 |
| 13 | GB93-87 | 垫圈 10 | Washer | 14 |
| 14 | GB5780-86 | 螺栓 M10 \times 40 | Bolt | 2 |
| 15 | Z3G. 3. 1A | 吸油法兰盘 | Inlet Flange | 1 |
| 16 | Z3. 3-4 | 软管 $\phi 32$ | Hose | 1 |
| 17 | Z3. 3. 10 | 球铰接头体 | Joint | 1 |
| 18 | Z3. 3-10 | 胶接螺栓 | Bolt | 3 |
| 19 | JB982-77 | 垫圈 22 | Washer | 9 |
| 20 | Z3. 3. 11 | 接头体 | Joint | 2 |
| 21 | CB32 | 变速泵 | Pump | 1 |
| 22 | Z3. 3. 4A | D 型胶管 13 I -870 | Hose | 1 |
| 23 | Z3G. 3-2 | 软管 $\phi 19$ | Hose | 1 |
| 24 | Z3. 3. 2 | 直角接头 | Joint | 1 |
| 25 | Z3G. 3. 2A | 出油法兰 | Outlet Flange | 1 |
| 26 | Z3. 3-7A | 接头体 | Joint | 1 |
| 27 | Z3. 3. 8 | 直角接头体 | Joint | 1 |
| 28 | Z3G. 3-8 | 软管 $\phi 19$ | Hose | 1 |
| 29 | Z3. 3-19 | 软管接头体 | Joint | 3 |
| 30 | Z3. 3. 4 | 三通体 | Joint | 1 |
| 31 | Z3. 3. 8 | 螺栓 M10 \times 55 | Bolt | 2 |
| 32 | Z3G. 3-7 | 软管 $\phi 19$ | Hose | 1 |

8. Z3. 3. 00 变矩器总成 Torque Converter



8. Z3. 3. 00 变矩器总成 Torque Converter

| 标号 Sr. No. | 零件代号 Part No. | 名 称 Part Description | 数量 Q'ty | 备 注 Remark |
|------------------|------------------|---|-----------------|---------------|
| 1 | 30D-11-31 | 铜套 Bush | 1 | |
| 2 | 30D-11-30 | 驱动盘 Driving Wheel | 1 | |
| 3 | GB93-87 | 弹簧垫片 10 Washer | 25 | |
| 4 | GB5783-86 | 螺栓 $\frac{M10 \times 40}{M10 \times 55}$ Bolt | $\frac{12}{12}$ | |
| 5 | 30D-11-32 | 联接轮 Connitive Wheel | 1 | |
| 6 | GB289-64 | 滚针轴承 4074106 Needle Bearing | 1 | |
| 7 | GB893-76 | 孔用挡圈 55 Snap Ring | 1 | |
| 8 | GB894-76 | 轴用挡圈 38 Snap Ring | 2 | |
| 9 | 30D-11-37 | 涡轮 Turbine | 1 | |
| 10 | 30D-11-28 | 涡轮座 Turbine Guide Sleeve | 1 | |
| 11 | 30D-11-29 | 定位销 Pin | 6 | |
| 12 | GB894-76 | 轴用挡圈 60 Snap Ring | 1 | |
| 13 | 30D-11-27 | 导轮 Stator | 1 | |
| 14 | GB1235-76 | 密封圈 339×3.5 "O" Ring | 1 | |
| 15 | 30D-11-25 | 泵轮 Impeller | 1 | |
| 16 | 30D-11-24 | 隔环 Snap | 1 | |
| 17 | GB893-76 | 孔用挡圈 Snap Ring | 1 | |
| 18 | GB1235-76 | 密封圈 130×3.1 "O" Ring | 1 | |
| 19 | GB5783-86 | 螺栓 M8×24 Bolt | 24 | |
| 20 | 30D-11-22 | 销轴 Pin | 4 | |
| 21 | 30D-11-21 | 泵轮座 Impeller Guide Sleeve | 1 | |
| 22 | GB5783-86 | 螺栓 M10×30 Bolt | 12 | |
| 23 | 30D11-26 | 气轮壳中节 Converter Housing | 1 | |
| 24 | GB68-76 | 沉头螺钉 M8×20 Screw | 12 | |
| 25 | 30D-11-23 | 隔离盘 Spacer Plate | 1 | |
| 26 | BJ130-3104070 | 油封 100×120×13 Oil Seal | 1 | |
| 27 | GB93-87 | 弹簧垫圈 12 Lock Washer | 19 | |
| 28 | GB5782-86 | 螺栓 M10×22 Bolt | 8 | |
| 29 | 30D-11-33 | 销 A6×20 Pin | 1 | |
| 30 | GB5782-86 | 螺栓 M8×18 Bolt | 6 | |
| 31 | 30D-11-36 | 垫圈 Washer | 2 | |

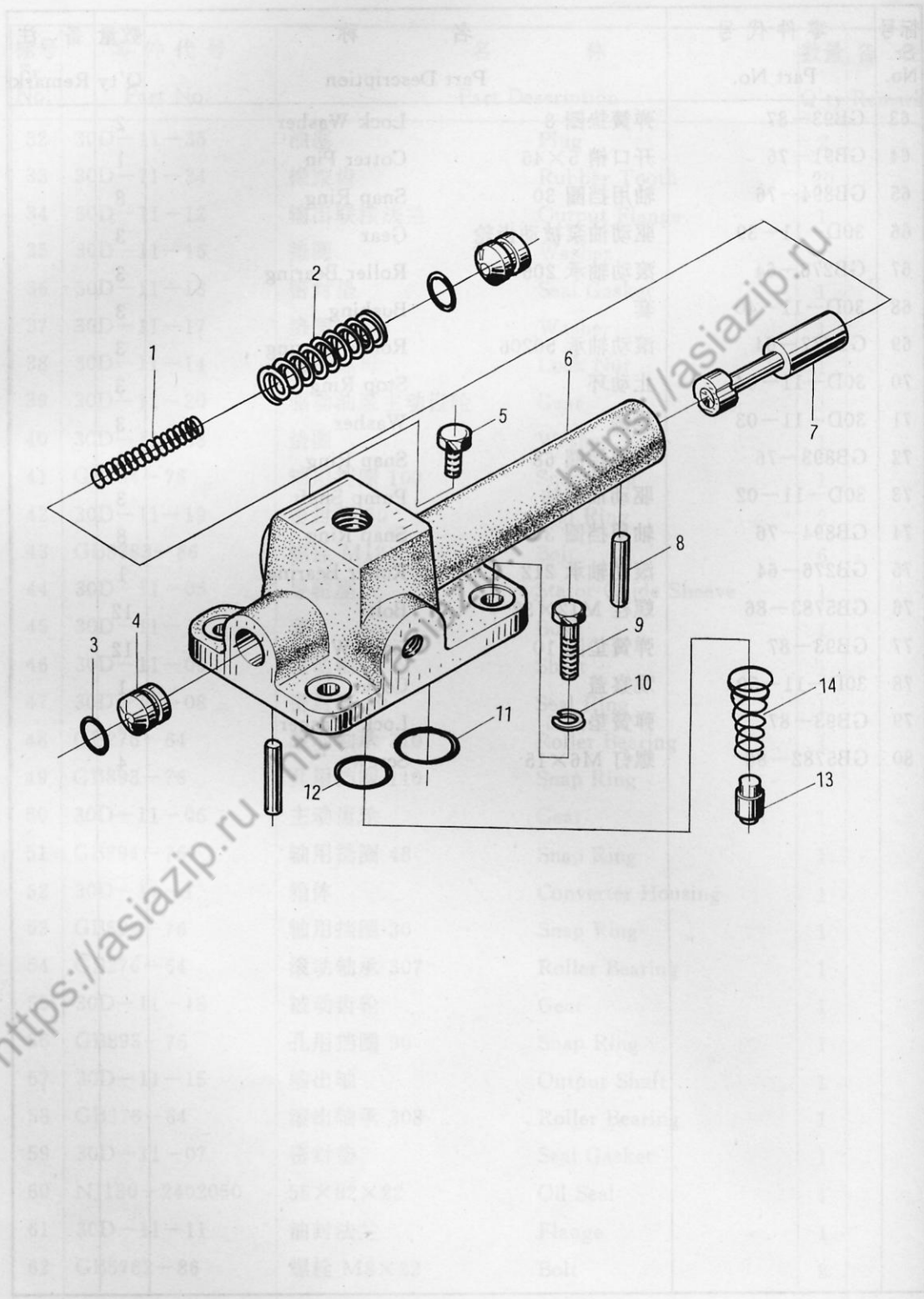
8. Z3. 3. 00 变矩器总成 Torque Converter

| 标号 Sr. No. | 零件代号 Part No. | 名 称 Part Description | 数量 Q'ty | 备 注 Remark |
|------------------|------------------|-------------------------|------------|---------------|
| 32 | 30D-11-35 | 油塞 | 2 | |
| 33 | 30D-11-34 | 橡胶齿 | 20 | |
| 34 | 30D-11-12 | 输出联接法兰 | 1 | |
| 35 | 30D-11-16 | 垫圈 | 1 | |
| 36 | 30D-11-13 | 密封垫 | 1 | |
| 37 | 30D-11-17 | 垫圈 | 1 | |
| 38 | 30D-11-14 | 槽形螺母 | 1 | |
| 39 | 30D-11-20 | 驱动油泵主动齿轮 | 1 | |
| 40 | 30D-11-38 | 垫圈 | 1 | |
| 41 | GB894-76 | 轴用挡圈 100 | 1 | |
| 42 | 30D-11-19 | 密封环 80 | 2 | |
| 43 | GB5783-86 | 螺栓 M12×30 | 6 | |
| 44 | 30D-11-05 | 导轮座 | 1 | |
| 45 | 30D-11-10 | 套 | 1 | |
| 46 | 30D-11-09 | 主动轴 | 1 | |
| 47 | 30D-11-08 | 密封环 60 | 1 | |
| 48 | GB276-64 | 滚动轴承 310 | 1 | |
| 49 | GB893-76 | 孔用挡圈 110 | 1 | |
| 50 | 30D-11-06 | 主动齿轮 | 1 | |
| 51 | GB894-76 | 轴用挡圈 48 | 1 | |
| 52 | 30D-11-1 | 箱体 | 1 | |
| 53 | GB894-76 | 轴用挡圈 30 | 1 | |
| 54 | GB276-64 | 滚动轴承 307 | 1 | |
| 55 | 30D-11-18 | 被动齿轮 | 1 | |
| 56 | GB893-76 | 孔用挡圈 90 | 1 | |
| 57 | 30D-11-15 | 输出轴 | 1 | |
| 58 | GB276-64 | 滚出轴承 308 | 1 | |
| 59 | 30D-11-07 | 密封垫 | 1 | |
| 60 | NJ130-2402050 | 55×82×22 | 1 | |
| 61 | 30D-11-11 | 油封法兰 | 1 | |
| 62 | GB5782-86 | 螺栓 M8×22 | 2 | |

8. Z3. 3. 00 变矩器总成 Torque Converter

| 标号 Sr. No. | 零件代号 Part No. | 名 称 Part Description | 数量 Q'ty | 备 注 Remark |
|------------------|------------------|------------------------------|------------|---------------|
| 63 | GB93-87 | 弹簧垫圈 8 Lock Washer | 2 | |
| 64 | GB91-76 | 开口销 5×45 Cotter Pin | 1 | |
| 65 | GB894-76 | 轴用挡圈 30 Snap Ring | 8 | |
| 66 | 30D-11-39 | 驱动油泵被动齿轮 Gear | 3 | |
| 67 | GB276-64 | 滚动轴承 206 Roller Bearing | 3 | |
| 68 | 30D-11-40 | 套 Bushing | 3 | |
| 69 | GB277-64 | 滚动轴承 50206 Roller Bearing | 3 | |
| 70 | 30D-11-04 | 止动环 Stop Ring | 3 | |
| 71 | 30D-11-03 | 垫圈 Washer | 3 | |
| 72 | GB893-76 | 孔用挡圈 68 Snap Ring | 3 | |
| 73 | 30D-11-02 | 驱动油泵轴 Pump Shaft | 3 | |
| 74 | GB894-76 | 轴用挡圈 30 Snap Ring | 8 | |
| 75 | GB276-64 | 滚动轴承 212 Roller Bearing | 1 | |
| 76 | GB5783-86 | 螺栓 M12×32 Bolt | 12 | |
| 77 | GB93-87 | 弹簧垫圈 10 Lock Washer | 12 | |
| 78 | 30D-11-50 | 观察盖 Cover | 1 | |
| 79 | GB93-87 | 弹簧垫圈 6 Lock Washer | 4 | |
| 80 | GB5782-86 | 螺钉 M6×15 Screw | 4 | |

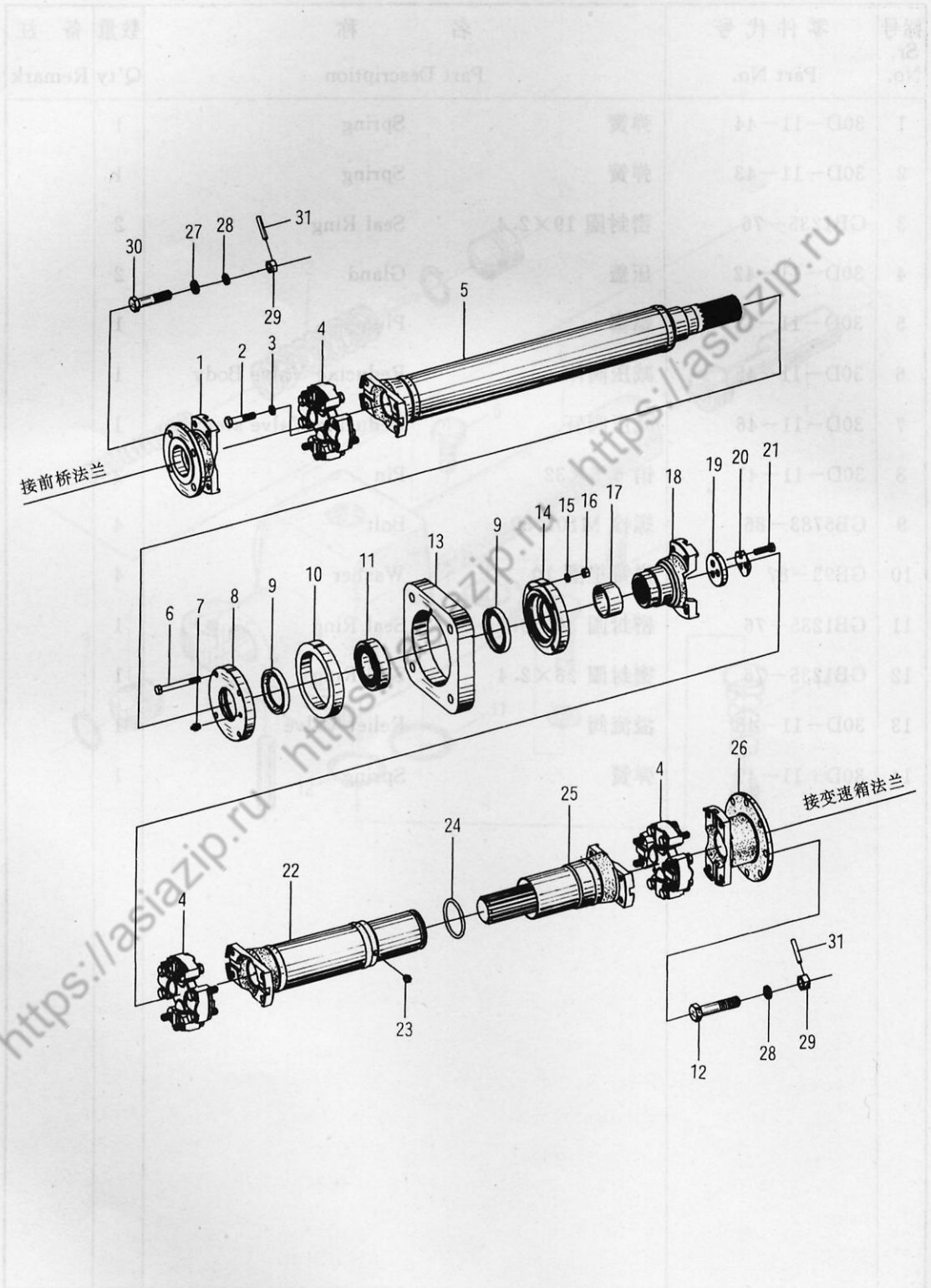
9. Z3. 3.00 减压阀总成 Reducing Valve Assembly



9. Z3. 3. 00 减压阀总成 Reducing Valve Assembly

| 标号 Sr. No. | 零件代号 Part No. | 名 称 Part Description | 数量 Q'ty | 备 注 Remark |
|------------------|------------------|--------------------------|------------|---------------|
| 1 | 30D-11-44 | 弹簧 Spring | 1 | |
| 2 | 30D-11-43 | 弹簧 Spring | 1 | |
| 3 | GB1235-76 | 密封圈 19×2.4 Seal Ring | 2 | |
| 4 | 30D-11-42 | 压盖 Gland | 2 | |
| 5 | 30D-11-47 | 螺塞 Plug | 1 | |
| 6 | 30D-11-45 | 减压阀体 Reducing Valve Body | 1 | |
| 7 | 30D-11-46 | 减压阀杆 Reducing Valve stem | 1 | |
| 8 | 30D-11-41 | 销 6.5×32 Pin | 2 | |
| 9 | GB5783-86 | 螺栓 M10×30 Bolt | 4 | |
| 10 | GB93-87 | 弹簧垫圈 10 Washer | 4 | |
| 11 | GB1235-76 | 密封圈 30×3.1 Seal Ring | 1 | |
| 12 | GB1235-76 | 密封圈 26×2.4 Seal Ring | 1 | |
| 13 | 30D-11-48 | 溢流阀 Relief Valve | 1 | |
| 14 | 30D-11-49 | 弹簧 Spring | 1 | |

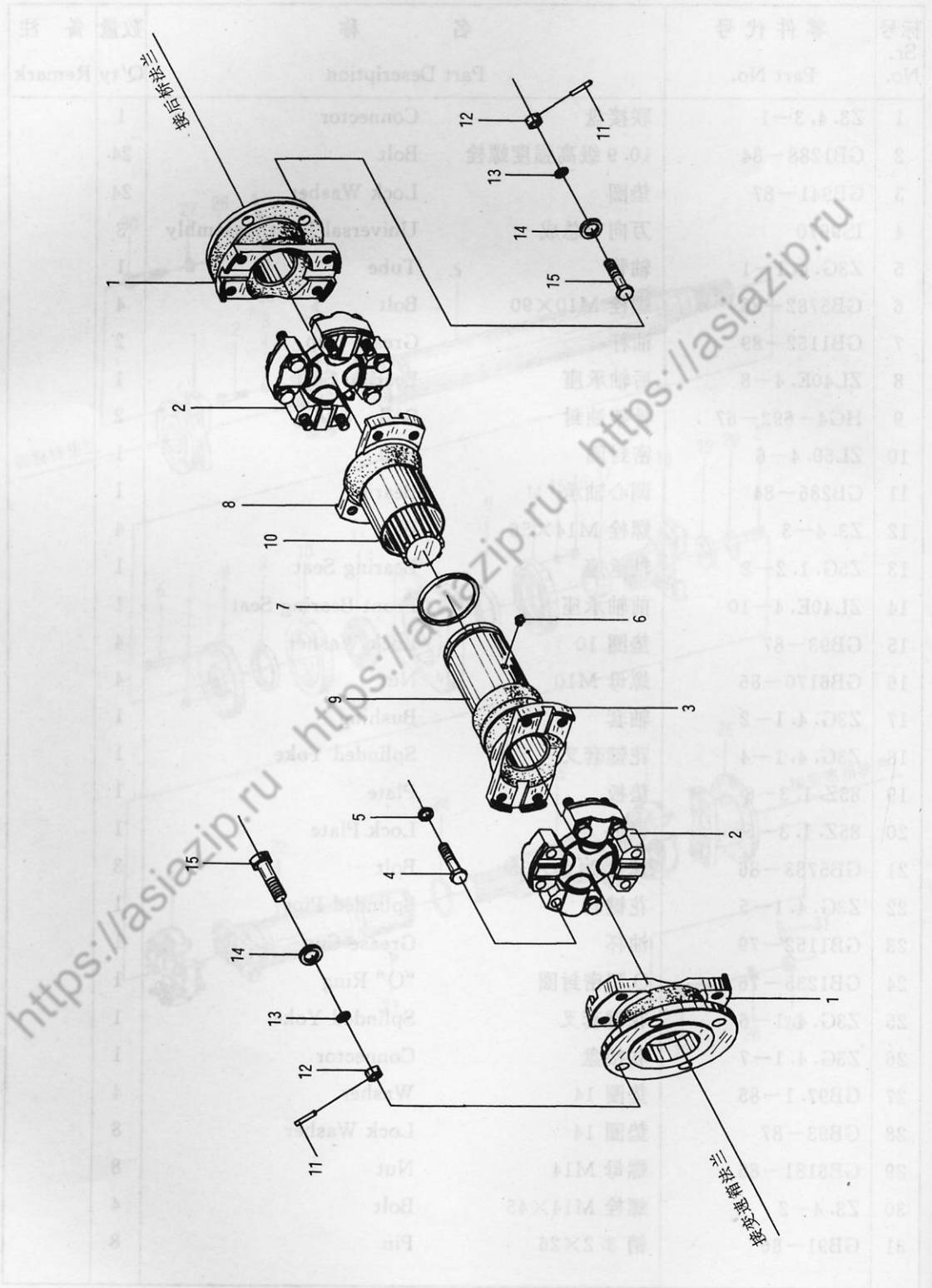
10. Z3G. 4.1 前传动轴 Front Drive Shaft



10. Z3G. 4.1 前传动轴 Front Drive Shaft

| 标号 Sr. No. | 零件代号 Part No. | 名 称 Part Description | 数量 Q'ty | 备 注 Remark |
|------------------|------------------|--------------------------------|------------|---------------|
| 1 | Z3. 4. 3-1 | 联接盘 Connector | 1 | |
| 2 | GB1288-84 | 10.9 级高强度螺栓 Bolt | 24 | |
| 3 | GB941-87 | 垫圈 Lock Washer | 24 | |
| 4 | IS9670 | 万向节总成 Universal Joint Assembly | 3 | |
| 5 | Z3G. 4. 1-1 | 轴管 Tube | 1 | |
| 6 | GB5782-86 | 螺栓 M10×90 Bolt | 4 | |
| 7 | GB1152-89 | 油杯 Grease Cup | 2 | |
| 8 | ZL40E. 4-8 | 后轴承座 Bearing Seat | 1 | |
| 9 | HG4-692-67 | 骨架油封 Seal | 2 | |
| 10 | ZL50. 4-6 | 密封圈 Seal | 1 | |
| 11 | GB286-84 | 调心轴承 Bearing | 1 | |
| 12 | Z3. 4-3 | 螺栓 M14×56 Bolt | 4 | |
| 13 | Z5G. 1. 2-2 | 轴承座 Bearing Seat | 1 | |
| 14 | ZL40E. 4-10 | 前轴承座 Front Bearing Seat | 1 | |
| 15 | GB93-87 | 垫圈 10 Lock Washer | 4 | |
| 16 | GB6170-86 | 螺母 M10 Nut | 4 | |
| 17 | Z3G. 4. 1-2 | 轴套 Bushing | 1 | |
| 18 | Z3G. 4. 1-4 | 花键套叉 Splined Yoke | 1 | |
| 19 | 85Z. 1. 3-6 | 垫板 Plate | 1 | |
| 20 | 85Z. 1. 3-5 | 锁板 Lock Plate | 1 | |
| 21 | GB5783-86 | 螺栓 M10×35 Bolt | 3 | |
| 22 | Z3G. 4. 1-5 | 花键套 Splined Pipe | 1 | |
| 23 | GB1152-79 | 油杯 Grease Cup | 1 | |
| 24 | GB1235-76 | O 型密封圈 "O" Ring | 1 | |
| 25 | Z3G. 4. 1-6 | 花键套叉 Splined Yoke | 1 | |
| 26 | Z3G. 4. 1-7 | 联接盘 Connector | 1 | |
| 27 | GB97. 1-85 | 垫圈 14 Washer | 4 | |
| 28 | GB93-87 | 垫圈 14 Lock Washer | 8 | |
| 29 | GB6181-86 | 螺母 M14 Nut | 8 | |
| 30 | Z3. 4-2 | 螺栓 M14×45 Bolt | 4 | |
| 31 | GB91-86 | 销 3.2×26 Pin | 8 | |

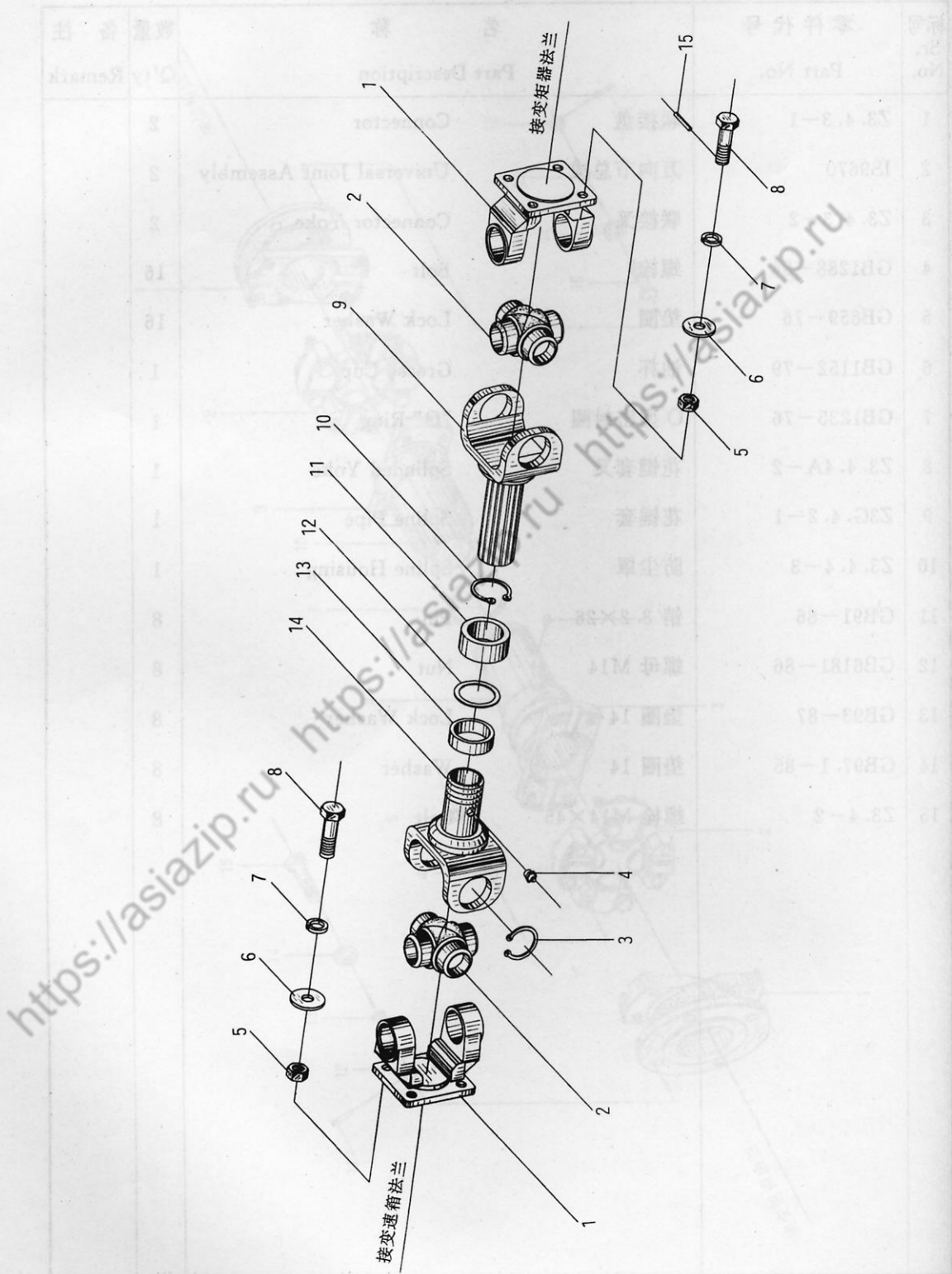
11. Z3G. 4.2 后传动轴 Rear Drive Shaft



11. Z3G. 4. 2 后传动轴 Rear Drive Shaft

| 标号 Sr. No. | 零件代号 Part No. | 名 称 Part Description | 数量 Q'ty | 备 注 Remark |
|------------------|------------------|--------------------------------|------------|---------------|
| 1 | Z3. 4. 3-1 | 联接盘 Connector | 2 | |
| 2 | IS9670 | 万向节总成 Universal Joint Assembly | 2 | |
| 3 | Z3. 4. 3-2 | 联接叉 Connector Yoke | 2 | |
| 4 | GB1288-84 | 螺栓 Bolt | 16 | |
| 5 | GB859-76 | 垫圈 Lock Washer | 16 | |
| 6 | GB1152-79 | 油杯 Grease Cup | 1 | |
| 7 | GB1235-76 | O 型密封圈 "O" Ring | 1 | |
| 8 | Z3. 4. 4A-2 | 花键套叉 Splined Yoke | 1 | |
| 9 | Z3G. 4. 2-1 | 花键套 Spline Pipe | 1 | |
| 10 | Z3. 4. 4-3 | 防尘罩 Spline Housing | 1 | |
| 11 | GB91-86 | 销 3.2×26 Pin | 8 | |
| 12 | GB6181-86 | 螺母 M14 Nut | 8 | |
| 13 | GB93-87 | 垫圈 14 Lock Washer | 8 | |
| 14 | GB97. 1-85 | 垫圈 14 Washer | 8 | |
| 15 | Z3. 4-2 | 螺栓 M14×45 Bolt | 8 | |

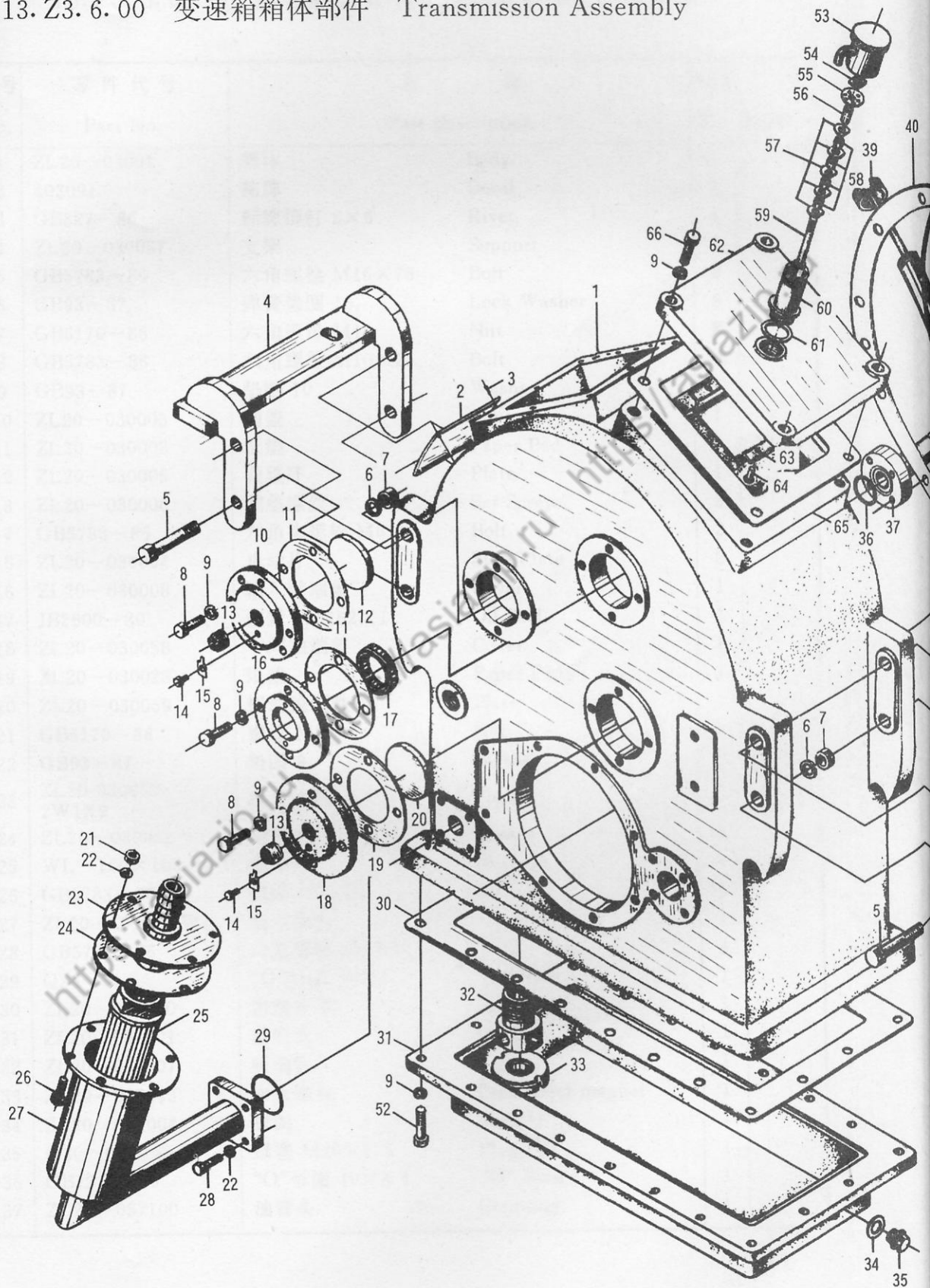
12. Z3G. 4.3 主传动轴 Main Driving Shaft

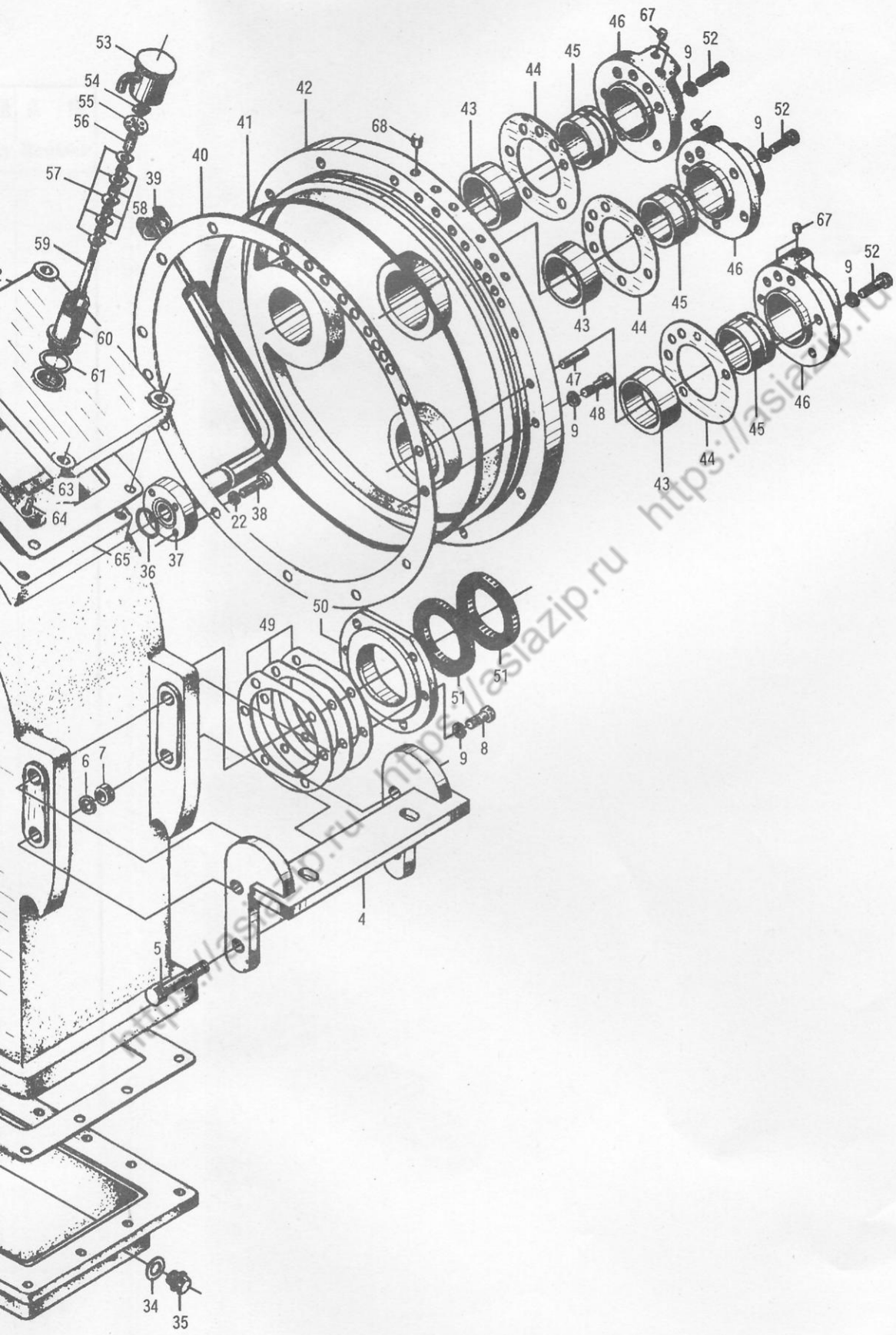


12. Z3G. 4. 3 主传动轴 Main Driving Shaft

| 标号 Sr. No. | 零件代号 Part No. | 名 称 Part Description | 数量 Q'ty | 备 注 Remark |
|------------------|------------------|--------------------------------|------------|---------------|
| 1 | 22010408-1 | 突缘叉 Flange Yoke | 2 | |
| 2 | 22010408-2 | 万向节总成 Universal Joint Assembly | 2 | |
| 3 | 22010408-3 | 孔用弹性挡圈 Snap Ring | 8 | |
| 4 | Q70001 | 直通油嘴 Grease Fitting | 3 | |
| 5 | GB6181-86 | 螺母 M12 Nut | 8 | |
| 6 | GB97.1-85 | 垫圈 12 Washer | 8 | |
| 7 | GB93-87 | 垫圈 12 Lock Washer | 8 | |
| 8 | Z3.4-1 | 螺栓 M12×40 Bolt | 8 | |
| 9 | 22010408-4 | 花键轴叉 Spline Shaft Yoke | 1 | |
| 10 | 22010408-5 | 大卡环 Big Retainer Ring | 1 | |
| 11 | 2201086 | 油封盖 Oil Seal Cap | 1 | |
| 12 | 2201087 | 油封垫片 Oil Seal Washer | 1 | |
| 13 | 2201088 | 油封 Oil Seal | 1 | |
| 14 | 130-22010408 | 套管叉总成 Spline Yoke Assembly | 1 | |
| 15 | GB91-86 | 销 3.2×26 Pin | 2 | |

13.Z3.6.00 变速箱箱体部件 Transmission Assembly





13. Z3. 6. 00 变速箱箱体部件 Transmission Assembly

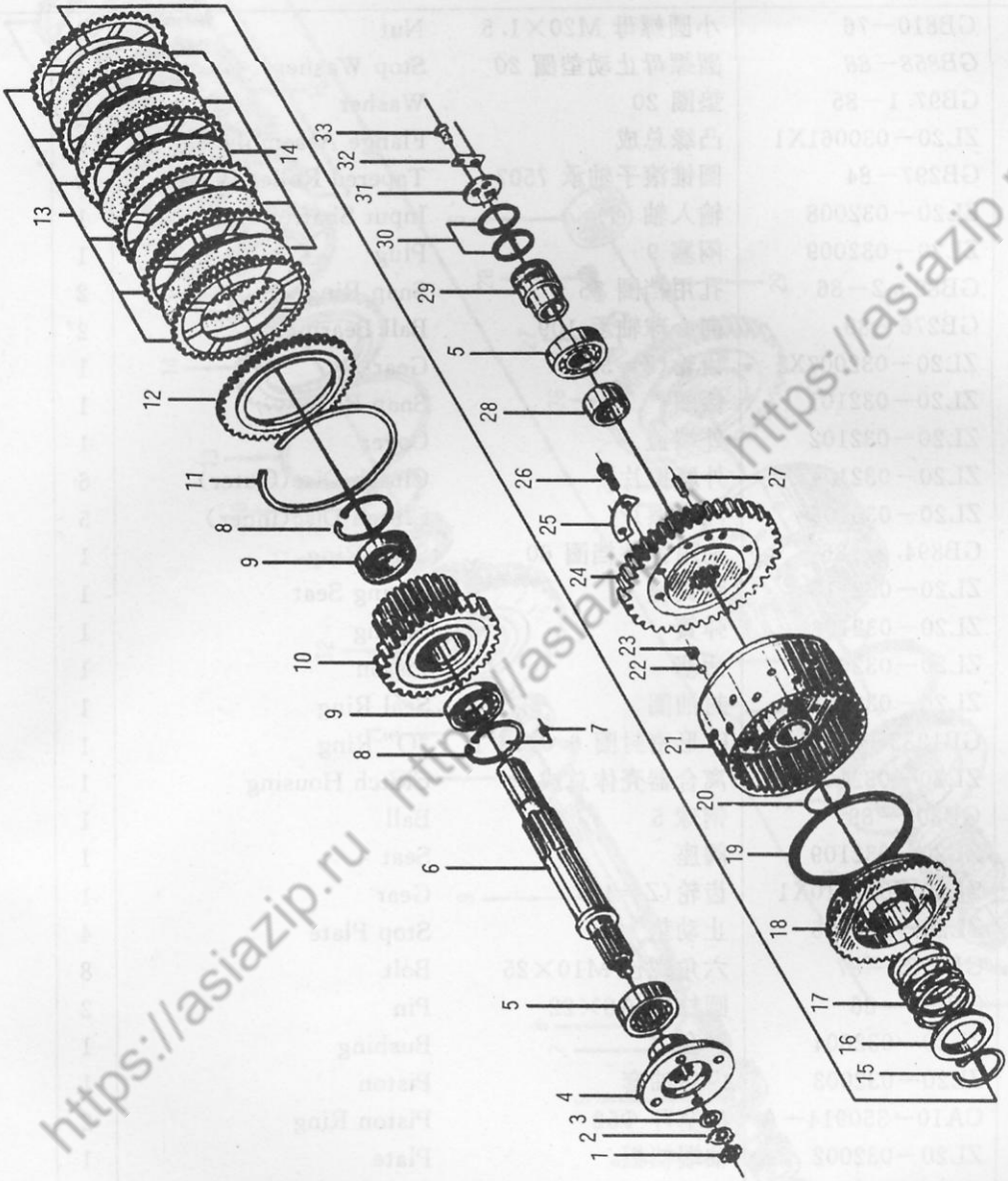
| 标号 Sr. No. | 零件代号 Part No. | 名 称 Part Description | 数量 Q'ty | 备 注 Remark |
|------------------|-------------------|-------------------------|------------|---------------|
| 1 | ZL20-03001 | 箱体 | 1 | |
| 2 | 403091 | 铭牌 | 1 | |
| 3 | GB827-86 | 标牌铆钉 2×6 | 4 | |
| 4 | ZL20-030057 | 支架 | 2 | |
| 5 | GB5783-86 | 六角螺栓 M16×75 | 8 | |
| 6 | GB93-87 | 弹簧垫圈 16 | 8 | |
| 7 | GB6170-86 | 六角螺母 M16 | 8 | |
| 8 | GB5783-86 | 六角螺栓 M10×25 | 18 | |
| 9 | GB93-87 | 垫圈 10 | 57 | |
| 10 | ZL20-030003 | 端盖 | 1 | |
| 11 | ZL20-030002 | 纸垫 | 2 | |
| 12 | ZL20-030005 | 调整环 | 1 | |
| 13 | ZL20-030006 | 调整螺丝 | 2 | |
| 14 | GB5783-86 | 六角头螺栓 M6×6 | 2 | |
| 15 | ZL20-030004 | 止动片 | 2 | |
| 16 | ZL20-030008 | 输入轴端盖 | 1 | |
| 17 | JB2600-80 | 油封 45×62×12 | 1 | |
| 18 | ZL20-030058 | 中间轴端盖 | 1 | |
| 19 | ZL20-030025 | 纸垫 | 1 | |
| 20 | ZL20-030059 | 档油盖调整环 | 1 | |
| 21 | GB6170-86 | 螺母 M8 | 6 | |
| 22 | GB93-87 | 垫圈 8 | 14 | |
| 23 | ZL20-030062-2W1X9 | 接头法兰 | 1 | |
| 24 | ZL20-030062-4 | 垫片 | 1 | |
| 25 | WL-100×100-J | 滤芯 | 1 | |
| 26 | GB5783-86 | 螺栓 M8×25 | 6 | |
| 27 | ZL20-030062-3W1 | 法兰接头 | 1 | |
| 28 | GB5783-86 | 六角螺栓 M8×30 | 4 | |
| 29 | Q26-01 | “O”形圈 50×4 | 1 | |
| 30 | ZL20-030020 | 密垫片 δ1 | 1 | |
| 31 | ZL20-034001 | 油底壳 | 1 | |
| 32 | ZL20-030007 | 吸油管 | 1 | |
| 33 | ZL20-030043 | 永久磁铁 | 1 | |
| 34 | ZL20-034004 | 垫圈 | 1 | |
| 35 | Q20-01 | 螺塞 M20×1.5 | 1 | |
| 36 | GB1235-76 | “O”形圈 40×3.1 | 1 | |
| 37 | ZL20-037100 | 油管头 | 1 | |

13. Z3. 6. 00 变速箱箱体部件 Transmission Assembly

| 标号 Sr. No. | 零件代号 Part No. | 名 称 Part Description | 数量 Q'ty | 备 注 Remark |
|------------------|------------------|-------------------------|------------|---------------|
| 38 | GB5783-86 | 六角螺栓 M8×25 Bolt | 4 | |
| 39 | ZL20-037200 | 油管盖 Cap | 1 | |
| 40 | ZL20-030063 | 大端盖纸垫 Paper Gasket | 1 | |
| 41 | ZL20-030033 | “O”形橡胶圈 Rubber “O” Ring | 1 | |
| 42 | ZL20-031000 | 大端盖 End Cover | 1 | |
| 43 | ZL20-030032 | 轴套 Sleeve | 3 | |
| 44 | ZL20-030031 | 垫片 Gasket | 3 | |
| 45 | ZL20-035002 | 外封轴套 Sleeve | 3 | |
| 46 | ZL20-035001 | 进油端盖 Cover | 3 | |
| 47 | GB119-86 | 定位销 A10×40 Pin | 1 | |
| 48 | GB70-85 | 圆柱内六角螺钉 M10×30 Screw | 13 | |
| 49 | ZL20-030022 | 输出轴调整垫片 Seal Gaskets | 1 组 | |
| 50 | ZL20-030026 | 前输出轴封油盖 End Cover | 1 | |
| 51 | HG4-335-66 | 油封 65×90×12 Oil Seal | 2 | |
| 52 | GB5783-86 | 六角头螺栓 M10×30 Bolt | 35 | |
| 53 | ZL20-030101 | 通风器盖 Cap | 1 | |
| 54 | GB39-88 | 方螺母 M6 Square Nut | 1 | |
| 55 | ZL20-030103 | 通风片 Plate | 1 | |
| 56 | ZL20-030105 | 铜套 Bushing | 1 | |
| 57 | ZL20-030106 | 迷宫片 Gasket | 5 | |
| 58 | ZL20-030107 | 铜隔套 Brass Spacer | 4 | |
| 59 | ZL20-030102 | 长螺丝 Stud | 1 | |
| 60 | ZL20-030109 | 壳体 Housing | 1 | |
| 61 | ZL20-030108 | 纸垫 Paper Pad | 1 | |
| 62 | ZL20-030039 | 箱盖 Cover | 1 | |
| 63 | ZL20-030060 | 档油盖 Oil plate | 1 | |
| 64 | GB867-86 | 半圆头铆钉 4×18 Rivet | 4 | |
| 65 | ZL20-030040 | 纸垫 0.5 Paper Pad | 1 | |
| 66 | GB5783-86 | 六角头螺栓 M10×35 Bolt | 4 | |
| 67 | Q21-34 | 闷塞 7 Plug | 6 | |
| 68 | ZL20-031005 | 闷塞 Plug | 6 | |

14.Z3.6.1 变速箱输入轴总成 Input Shaft Assembly

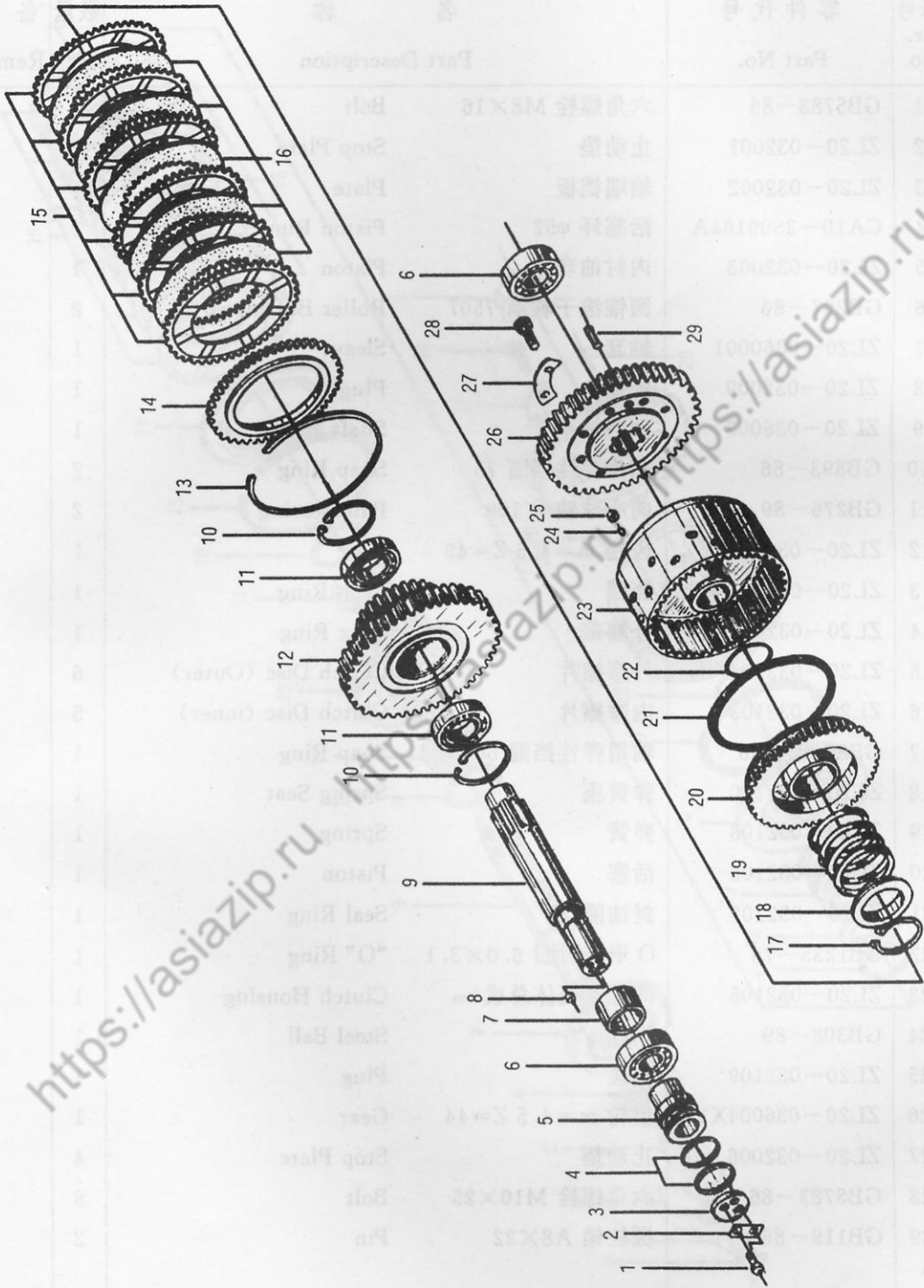
| 序号 No. | 零件代号 Part No. | 名称 Part Description | 备注 Remark |
|-----------|------------------|------------------------|--------------|
| 1 | GB810-76 | 小圆锥带 M20×1.5 | |
| 2 | GB283-88 | 圆锥带止动垫圈 20 | |
| 3 | GB281-85 | 垫圈 20 | |
| 4 | ZL30-03006/Z1 | 圆锥垫圈 | |
| 5 | GB283-84 | 圆锥带平垫圈 15 | |
| 6 | ZL30-032008 | 输入轴 | |
| 7 | ZL30-032008 | 圆锥带平垫圈 15 | |
| 8 | ZL30-032008 | 圆锥带平垫圈 15 | |
| 9 | ZL30-032008 | 圆锥带平垫圈 15 | |
| 10 | ZL30-032008 | 圆锥带平垫圈 15 | |
| 11 | ZL30-032008 | 圆锥带平垫圈 15 | |
| 12 | ZL30-032008 | 圆锥带平垫圈 15 | |
| 13 | ZL30-032008 | 圆锥带平垫圈 15 | |
| 14 | ZL30-032008 | 圆锥带平垫圈 15 | |
| 15 | ZL30-032008 | 圆锥带平垫圈 15 | |
| 16 | ZL30-032008 | 圆锥带平垫圈 15 | |
| 17 | ZL30-032008 | 圆锥带平垫圈 15 | |
| 18 | ZL30-032008 | 圆锥带平垫圈 15 | |
| 19 | ZL30-032008 | 圆锥带平垫圈 15 | |
| 20 | ZL30-032008 | 圆锥带平垫圈 15 | |
| 21 | ZL30-032008 | 圆锥带平垫圈 15 | |
| 22 | ZL30-032008 | 圆锥带平垫圈 15 | |
| 23 | ZL30-032008 | 圆锥带平垫圈 15 | |
| 24 | ZL30-032008 | 圆锥带平垫圈 15 | |
| 25 | ZL30-032008 | 圆锥带平垫圈 15 | |
| 26 | ZL30-032008 | 圆锥带平垫圈 15 | |
| 27 | ZL30-032008 | 圆锥带平垫圈 15 | |
| 28 | ZL30-032008 | 圆锥带平垫圈 15 | |
| 29 | ZL30-032008 | 圆锥带平垫圈 15 | |
| 30 | ZL30-032008 | 圆锥带平垫圈 15 | |
| 31 | ZL30-032008 | 圆锥带平垫圈 15 | |
| 32 | ZL30-032008 | 圆锥带平垫圈 15 | |
| 33 | ZL30-032008 | 圆锥带平垫圈 15 | |



14. Z3. 6. 1 变速箱输入轴总成 Input Shaft Assembly

| 标号 Sr. No. | 零件代号 Part No. | 名 称 Part Description | 数量 Q'ty | 备 注 Remark |
|------------------|------------------|------------------------------------|------------|---------------|
| 1 | GB810-76 | 小圆螺母 M20×1.5 Nut | 1 | |
| 2 | GB858-88 | 圆螺母止动垫圈 20 Stop Washer | 1 | |
| 3 | GB97.1-85 | 垫圈 20 Washer | 1 | |
| 4 | ZL20-030061X1 | 凸缘总成 Flange Assembly | 1 | |
| 5 | GB297-84 | 圆锥滚子轴承 7507 Tapered Roller Bearing | 2 | |
| 6 | ZL20-032008 | 输入轴 Input Shaft | 1 | |
| 7 | ZL20-032009 | 闷塞 9 Plug | 1 | |
| 8 | GB893.2-86 | 孔用档圈 75 Snap Ring | 2 | |
| 9 | GB276-89 | 向心球轴承 109 Ball Bearing | 2 | |
| 10 | ZL20-032007X1 | 齿轮 (Z=33) Gear | 1 | |
| 11 | ZL20-032101 | 档圈 Snap Ring | 1 | |
| 12 | ZL20-032102 | 外端盖 Cover | 1 | |
| 13 | ZL20-032104 | 外摩擦片 Clutch Disc(Outer) | 6 | |
| 14 | ZL20-030103 | 内摩擦片 Clutch Disc(inner) | 5 | |
| 15 | GB894.2-86 | 轴用弹性档圈 60 Snap Ring | 1 | |
| 16 | ZL20-032110 | 弹簧座 Spring Seat | 1 | |
| 17 | ZL20-032108 | 弹簧 Spring | 1 | |
| 18 | ZL20-032016 | 活塞 Piston | 1 | |
| 19 | ZL20-032107 | 封油圈 Seal Ring | 1 | |
| 20 | GB1235-76 | O形密封圈 6.0×3.1 "O" Ring | 1 | |
| 21 | ZL20-032105 | 离合器壳体总成 Clutch Housing | 1 | |
| 22 | GB308-89 | 钢球 5 Ball | 1 | |
| 23 | ZL20-032109 | 阀座 Seat | 1 | |
| 24 | ZL20-032010X1 | 齿轮 (Z=46) Gear | 1 | |
| 25 | ZL20-032006 | 止动垫 Stop Plate | 4 | |
| 26 | GB5783-87 | 六角螺栓 M10×25 Bolt | 8 | |
| 27 | GB119-86 | 圆柱销 A8×22 Pin | 2 | |
| 28 | ZL20-032004 | 轴套 Bushing | 1 | |
| 29 | ZL20-032003 | 内封油套 Piston | 1 | |
| 30 | CA10-350914-A | 活塞环 Φ52 Piston Ring | 2 | |
| 31 | ZL20-032002 | 轴端档板 Plate | 1 | |
| 32 | ZL20-032001 | 止动垫 Stop Plate | 1 | |
| 33 | GB5783-86 | 六角螺栓 M8×16 Bolt | 2 | |

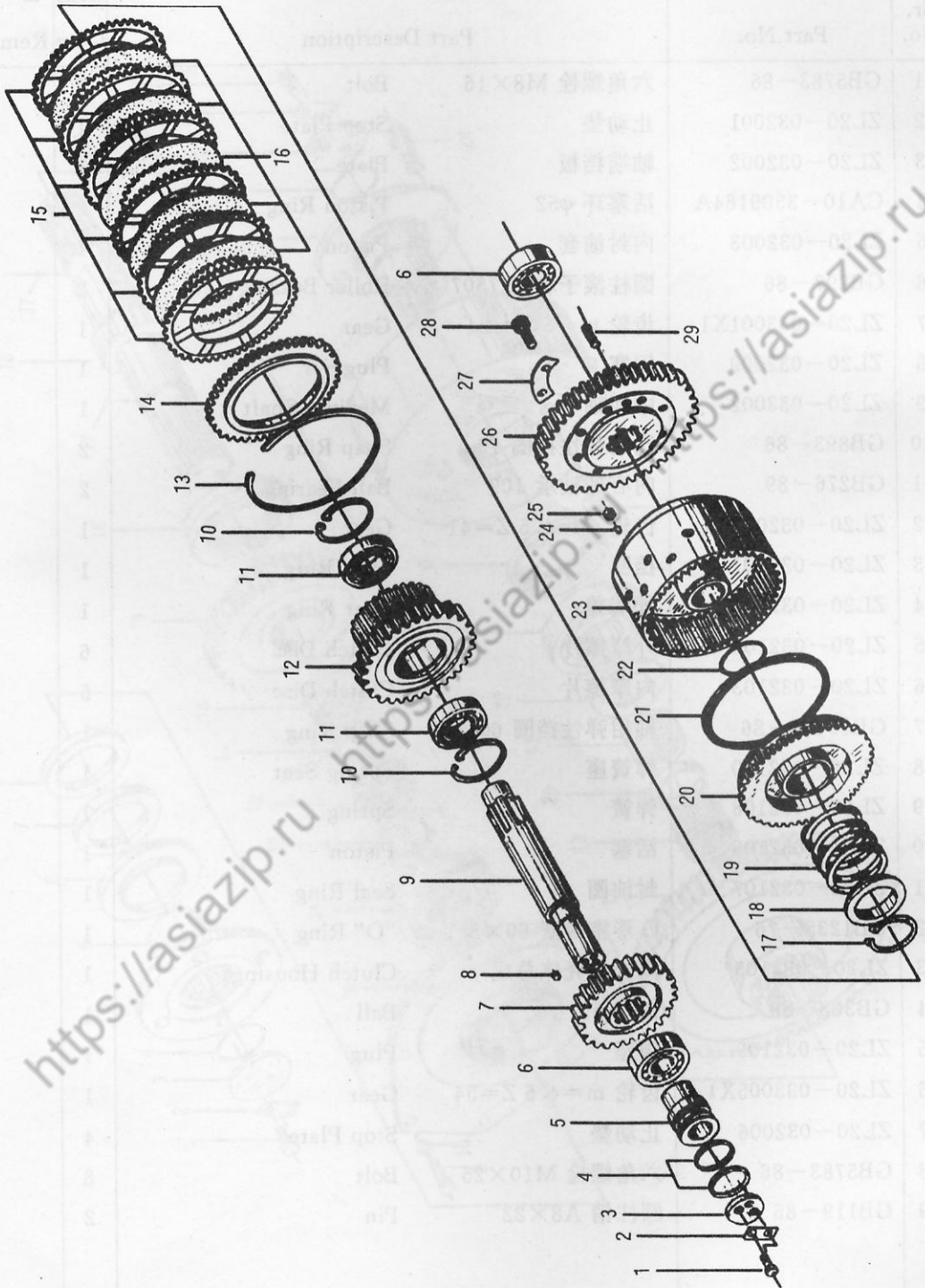
15. Z3. 6. 2 变速箱倒档轴总成 Reverse Shaft Assembly



15. Z3. 6. 2 变速箱倒档轴总成 Reverse Shaft Assembly

| 标号 Sr. No. | 零件代号 Part No. | 名 称 Part Description | | 数量 Q'ty | 备 注 Remark |
|------------------|------------------|-------------------------|---------------------|------------|---------------|
| 1 | GB5783-86 | 六角螺栓 M8×16 | Bolt | 2 | |
| 2 | ZL20-032001 | 止动垫 | Stop Plate | 1 | |
| 3 | ZL20-032002 | 轴端档板 | Plate | 1 | |
| 4 | CA10-3509164A | 活塞环 φ52 | Piston Ring | 2 | |
| 5 | ZL20-032003 | 内衬油套 | Piston | 1 | |
| 6 | GB297-86 | 圆锥滚子轴承 7507 | Roller Bearing | 2 | |
| 7 | ZL20-0360001 | 轴套 | Sleeve | 1 | |
| 8 | ZL20-032009 | 闷塞 9 | Plug | 1 | |
| 9 | ZL20-036003 | 倒档轴 | Shaft | 1 | |
| 10 | GB893-86 | 孔用弹性档圈 75 | Snap Ring | 2 | |
| 11 | GB276-89 | 向心球轴承 109 | Ball Bearing | 2 | |
| 12 | ZL20-036002X1 | 齿轮 m=4.5 Z=49 | Gear | 1 | |
| 13 | ZL20-032101 | 档圈 | Snap Ring | 1 | |
| 14 | ZL20-032102 | 外端盖 | Gear Ring | 1 | |
| 15 | ZL20-032104 | 外摩擦片 | Clutch Disc (Outer) | 6 | |
| 16 | ZL20-032103 | 内摩擦片 | Clutch Disc (inner) | 5 | |
| 17 | GB894.2-86 | 轴用弹性挡圈 60 | Snap Ring | 1 | |
| 18 | ZL20-032110 | 弹簧座 | Spring Seat | 1 | |
| 19 | ZL20-032108 | 弹簧 | Spring | 1 | |
| 20 | ZL20-032106 | 活塞 | Piston | 1 | |
| 21 | ZL20-032107 | 封油圈 | Seal Ring | 1 | |
| 22 | GB1235-76 | O形密封圈 6.0×3.1 | "O" Ring | 1 | |
| 23 | ZL20-032105 | 离合器壳体总成 | Clutch Housing | 1 | |
| 24 | GB308-89 | 钢球 5 | Steel Ball | 1 | |
| 25 | ZL20-032109 | 阀座 | Plug | 1 | |
| 26 | ZL20-036004X1 | 齿轮 m=4.5 Z=44 | Gear | 1 | |
| 27 | ZL20-032006 | 止动垫 | Stop Plate | 4 | |
| 28 | GB5783-86 | 六角螺栓 M10×25 | Bolt | 8 | |
| 29 | GB119-86 | 圆柱销 A8×22 | Pin | 2 | |

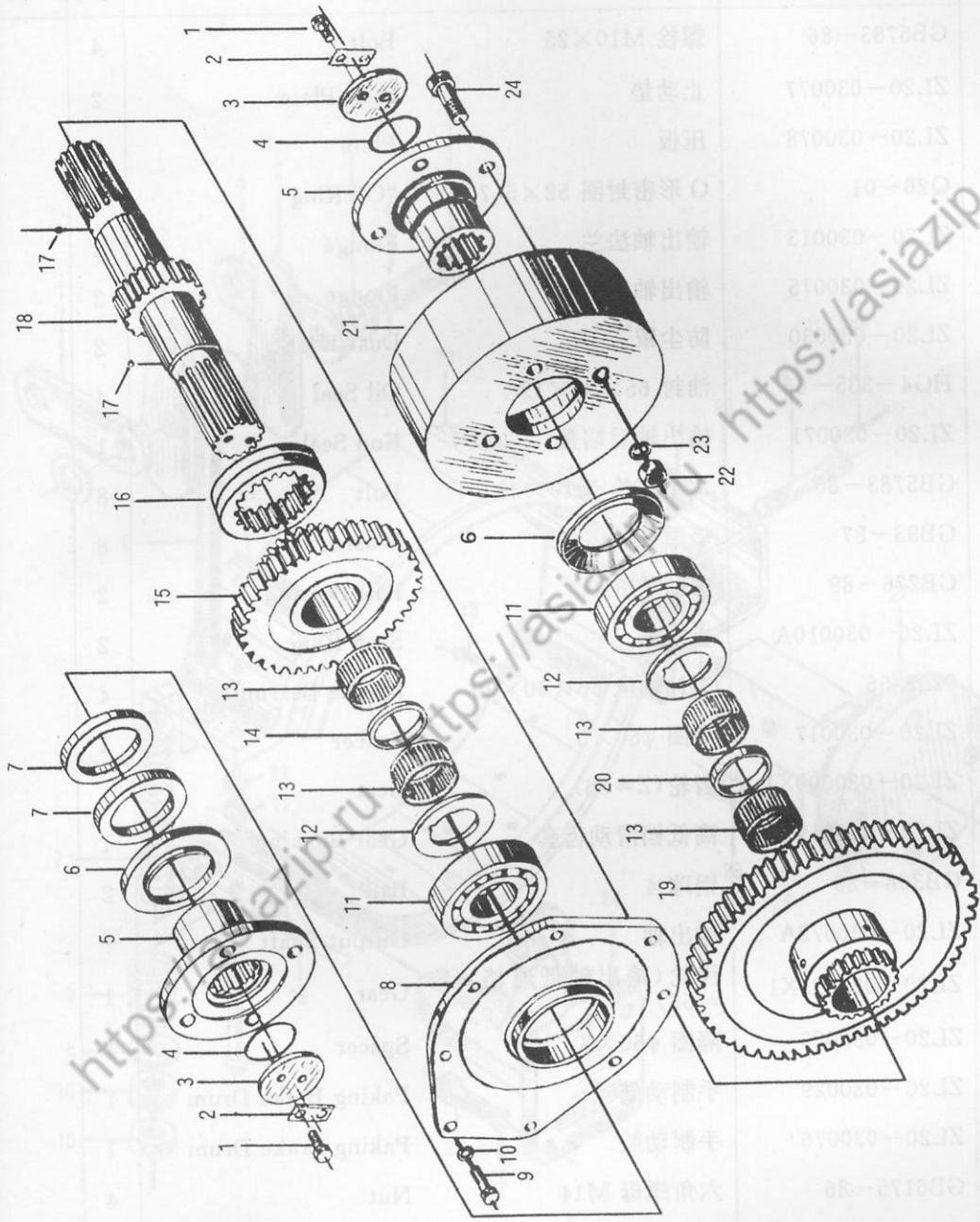
16. Z3. 6. 3 变速箱中间轴总成 Medium Shaft Assembly



16.Z3.6.3 变速箱中间轴总成 Medium Shaft Assembly

| 标号 Sr. No. | 零件代号 Part No. | 名 称 Part Description | | 数量 Q'ty | 备 注 Remark |
|------------------|------------------|-------------------------|----------------|------------|---------------|
| 1 | GB5783-86 | 六角螺栓 M8×16 | Bolt | 2 | |
| 2 | ZL20-032001 | 止动垫 | Stop Plate | 1 | |
| 3 | ZL20-032002 | 轴端挡板 | Plate | 1 | |
| 4 | CA10-3509164A | 活塞环 φ52 | Piston Ring | 2 | |
| 5 | ZL20-032003 | 内封油套 | Piston | 1 | |
| 6 | GB297-86 | 圆柱滚子轴承 7507 | Roller Bearing | 2 | |
| 7 | ZL20-033001X1 | 齿轮 m=5, Z=24 | Gear | 1 | |
| 8 | ZL20-032009 | 闷塞 9 | Plug | 1 | |
| 9 | ZL20-033002 | 中间轴 | Medium Shaft | 1 | |
| 10 | GB893-86 | 孔用弹性挡圈 75 | Snap Ring | 2 | |
| 11 | GB276-89 | 向心球轴承 109 | Ball Bearing | 2 | |
| 12 | ZL20-032004X1 | 齿轮 m=4.5 Z=41 | Gear | 1 | |
| 13 | ZL20-032101 | 挡圈 | Snap Ring | 1 | |
| 14 | ZL20-032102 | 外端盖 | Gear Ring | 1 | |
| 15 | ZL20-032104 | 外摩擦片 | Clutch Disc | 6 | |
| 16 | ZL20-032103 | 内摩擦片 | Clutch Disc | 5 | |
| 17 | GB894.2-86 | 轴用弹性挡圈 60 | Snap Ring | 1 | |
| 18 | ZL20-032110 | 弹簧座 | Spring Seat | 1 | |
| 19 | ZL20-032108 | 弹簧 | Spring | 1 | |
| 20 | ZL20-032106 | 活塞 | Piston | 1 | |
| 21 | ZL20-032107 | 封油圈 | Seal Ring | 1 | |
| 22 | GB1235-76 | O形密封圈 60×3.1 | "O" Ring | 1 | |
| 23 | ZL20-032105 | 离合器壳体总成 | Clutch Housing | 1 | |
| 24 | GB308-89 | 钢球 5 | Ball | 1 | |
| 25 | ZL20-032109 | 阀座 | Plug | 1 | |
| 26 | ZL20-033005X1 | 齿轮 m=4.5 Z=54 | Gear | 1 | |
| 27 | ZL20-032006 | 止动垫 | Stop Plate | 4 | |
| 28 | GB5783-86 | 六角螺栓 M10×25 | Bolt | 8 | |
| 29 | GB119-86 | 圆柱销 A8×22 | Pin | 2 | |

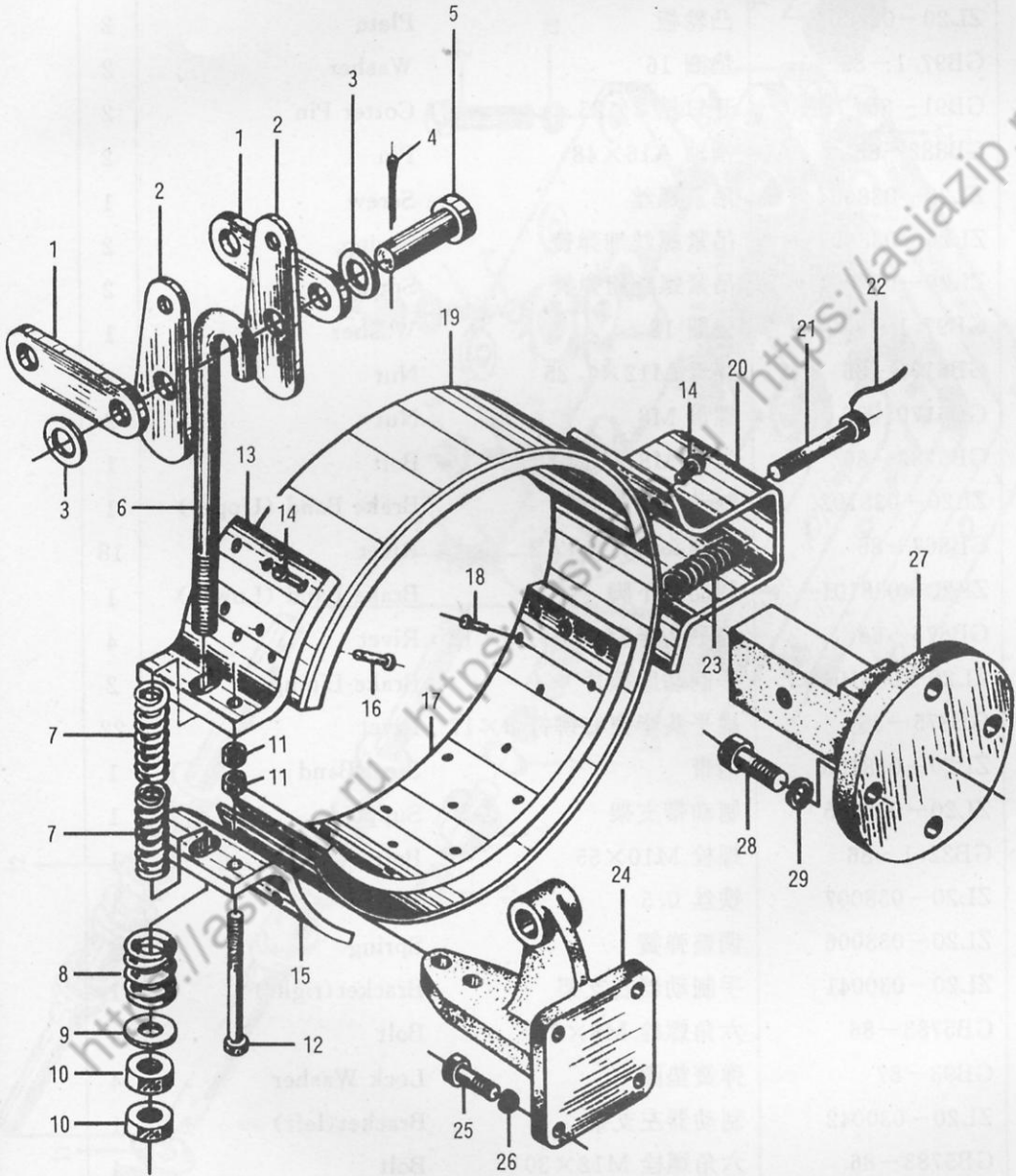
17.Z3.6.4 变速箱输出轴总成 Output Shaft Assembly



17. Z3. 6. 4 变速箱输出轴总成 Output Shaft Assembly

| 标号 Sr. No. | 零件代号 Part No. | 名 称 Part Description | 数量 Q'ty | 备 注 Remark |
|------------------|------------------|------------------------------|------------|---------------|
| 1 | GB5783-86 | 螺栓 M10×25 Bolt | 4 | |
| 2 | ZL20-030077 | 止动垫 Stop Plate | 2 | |
| 3 | ZL20-030078 | 压板 Plate | 2 | |
| 4 | Q26-01 | O形密封圈 52×5.7 "O" Ring | 2 | |
| 5 | ZL20-030013 | 输出轴法兰 Flange | 2 | |
| | ZL20-030075 | 输出轴法兰 Flange | 2 | |
| 6 | ZL20-030030 | 防尘罩 Dust Boot | 2 | |
| 7 | HG4-335-66 | 油封 65×90×12 Oil Seal | 4 | |
| 8 | ZL20-030071 | 输出轴后端盖 End Seal | 1 | |
| 9 | GB5783-86 | 六角螺栓 M10×30 Bolt | 8 | |
| 10 | GB93-87 | 垫圈 10 Washer | 8 | |
| 11 | GB276-89 | 球轴承 310 Ball Bearing | 2 | |
| 12 | ZL20-030010A | 止推环 Stop Ring | 2 | |
| 13 | 9243/55 | 滚针轴承 55×60×30 Needle Bearing | 4 | |
| 14 | ZL20-030017 | 隔圈 φ60×5 Spacer | 1 | |
| 15 | ZL20-030009X1 | 齿轮 (Z=36) Gear | 1 | |
| 16 | ZL20-030019 | 高低档滑动齿套 Gear Bushing | 1 | |
| 17 | GB308-89 | 钢球 4 Ball | 2 | |
| 18 | ZL20-030072A | 输出轴 Output Shaft | 1 | |
| 19 | ZL20-030021X1 | 齿轮 (输出轴低速档) (Z=56) Gear | 1 | |
| 20 | ZL20-030023 | 隔圈 φ60×3 Spacer | 1 | |
| 21 | ZL20-030029 | 手制动鼓 Paking Brake Drum | 1 | |
| | ZL20-030076 | 手制动鼓 Paking Brake Drum | 1 | |
| 22 | GB6175-86 | 六角螺母 M14 Nut | 4 | |
| 23 | GB93-89 | 弹簧垫圈 14 Lock Washer | 4 | |
| 24 | GB5783-86 | 六角头螺栓 M14×40 Bolt | 4 | |

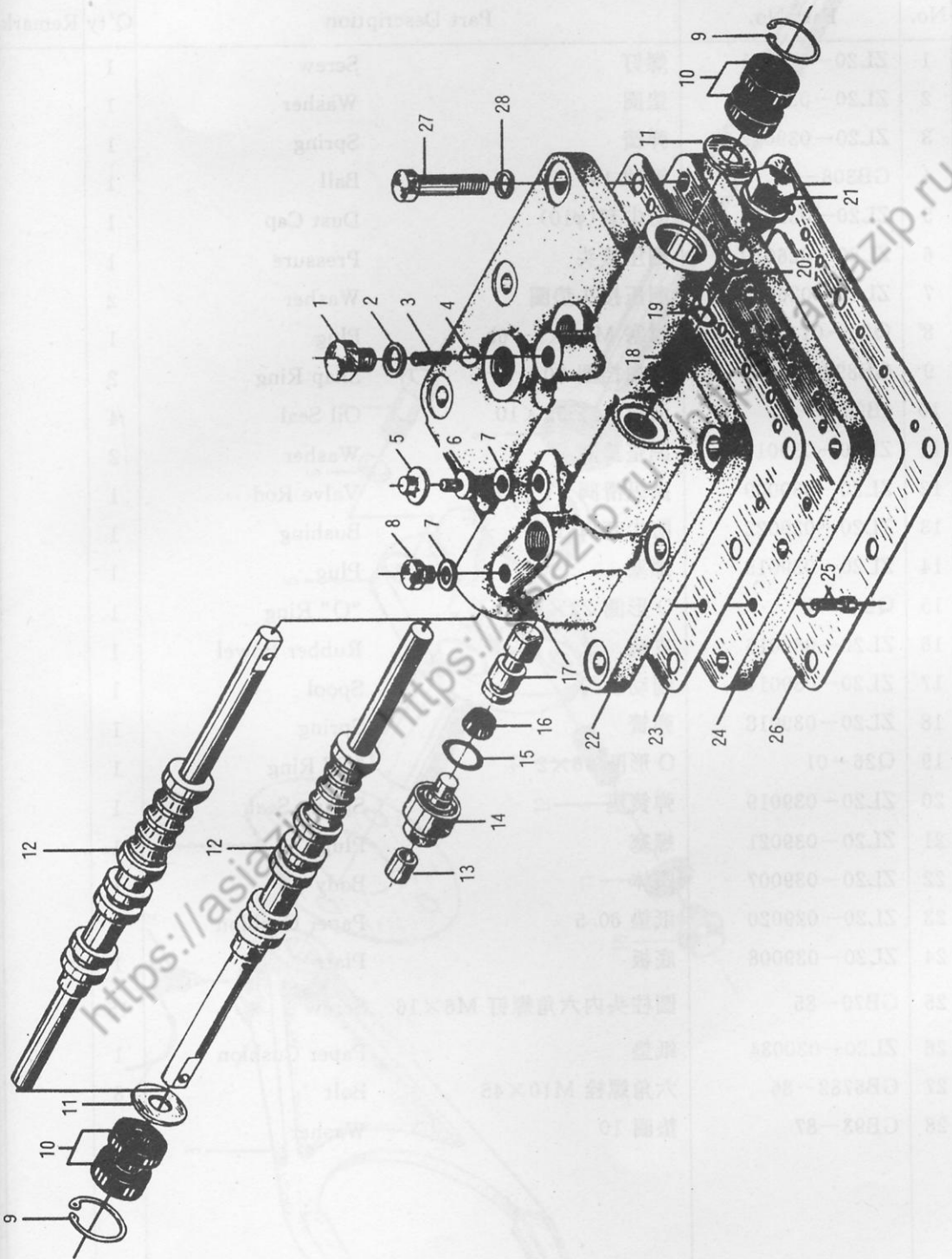
18. Z3. 6. 4. 1 变速箱手制动总成 Parking Brake Assembly



18. Z3. 6. 4. 1 变速箱手制动总成 Parking Brake Assembly

| 标号 Sr. No. | 零件代号 Part No. | 名 称 Part Description | 数量 Q'ty | 备 注 Remark |
|------------------|------------------|-----------------------------|------------|---------------|
| 1 | ZL20-038005 | 手制动连接板 Plate | 2 | |
| 2 | ZL20-038003 | 凸轮板 Plate | 2 | |
| 3 | GB97.1-85 | 垫圈 16 Washer | 2 | |
| 4 | GB91-86 | 开口销 3×25 Cotter Pin | 2 | |
| 5 | GB882-86 | 销轴 A16×48 Pin | 2 | |
| 6 | ZL20-038004 | 吊紧螺丝 Screw | 1 | |
| 7 | ZL20-038002 | 吊紧螺丝细弹簧 Spring | 2 | |
| 8 | ZL20-038001 | 吊紧螺丝粗弹簧 Spring | 2 | |
| 9 | GB97.1-85 | 垫圈 12 Washer | 1 | |
| 10 | GB6171-86 | 螺母 M12×1.25 Nut | 2 | |
| 11 | GB6170-86 | 螺母 M8 Nut | 2 | |
| 12 | GB5783-86 | 螺栓 M8×75 Bolt | 1 | |
| 13 | ZL20-038102 | 制动带上脚 Brake Band (Upper) | 1 | |
| 14 | GB867-86 | 半圆头铆钉 6×12 Rivet | 18 | |
| 15 | ZL20-038101 | 制动带下脚 Brake Band (Lower) | 1 | |
| 16 | GB875-86 | 扁平头半空心铆钉 5×12 Rivet | 4 | |
| 17 | ZL20-038104 | 手制动摩擦片 Brake Lining | 2 | |
| 18 | GB875-86 | 扁平头半空心铆钉 5×17 Rivet | 22 | |
| 19 | ZL20-038103 | 钢带 Steel Band | 1 | |
| 20 | ZL20-038105 | 制动带支架 Support | 1 | |
| 21 | GB32.1-86 | 螺栓 M10×55 Bolt | 1 | |
| 22 | ZL20-038007 | 铁丝 0.5 Wire | 1 | |
| 23 | ZL20-038006 | 调整弹簧 Spring | 1 | |
| 24 | ZL20-030041 | 手制动器右支架 Bracket(right) | 1 | |
| 25 | GB5783-86 | 六角螺栓 M8×25 Bolt | 4 | |
| 26 | GB93-87 | 弹簧垫圈 8 Lock Washer | 4 | |
| 27 | ZL20-030042 | 制动器左支架 Bracket(left) | 1 | |
| 28 | GB5783-86 | 六角螺栓 M12×30 Bolt | 4 | |
| 29 | GB93-87 | 弹簧垫圈 12 Lock Washer | 4 | |

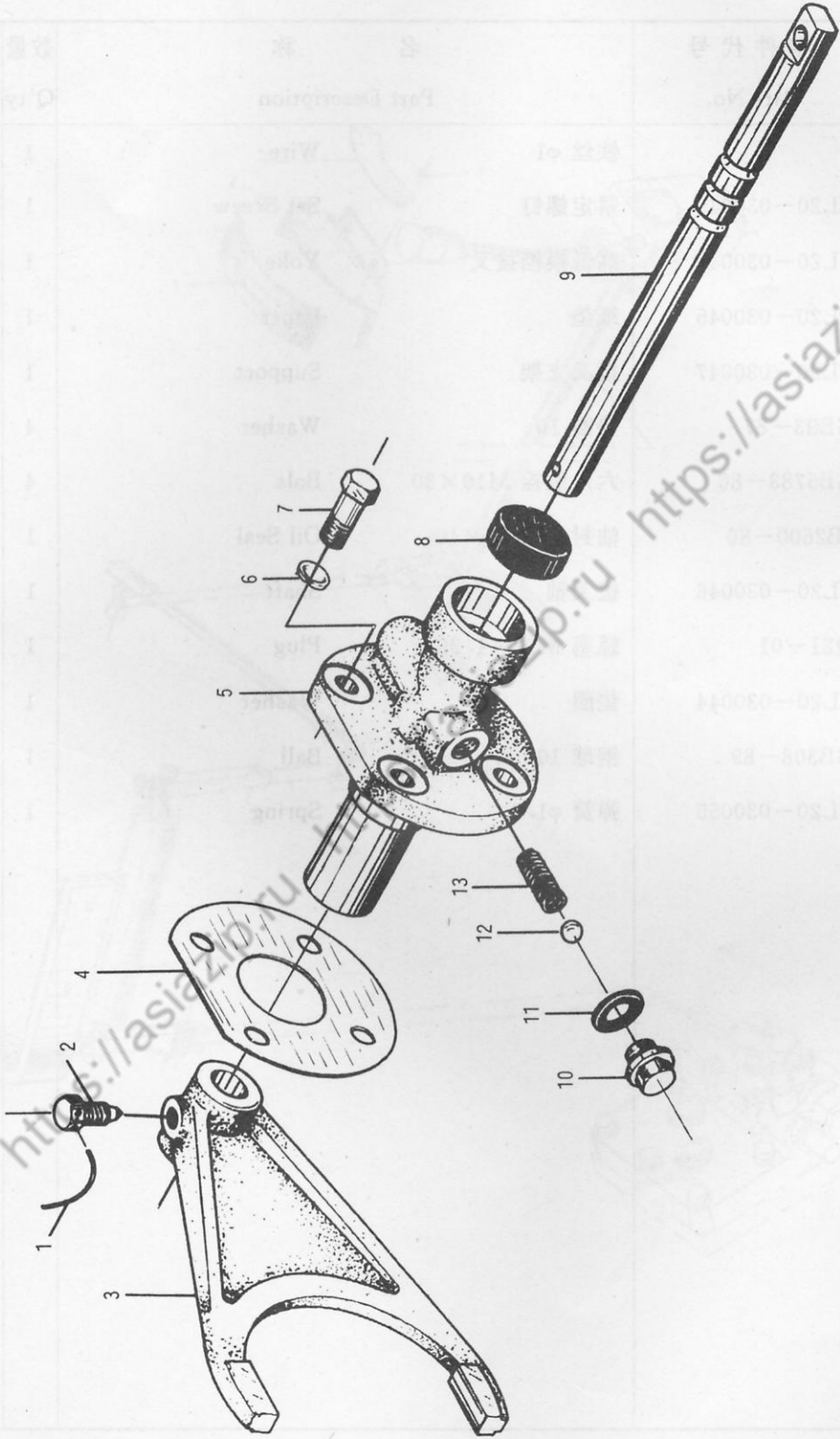
19. Z3. 6. 6 变速箱操纵阀总成 Transmission Control Valve Assembly



19. Z3. 6. 6 变速箱操纵阀总成 Transmission Control Valve Assembly

| 标号 Sr. No. | 零件代号 Part No. | 名 称 Part Description | 数量 Q'ty | 备注 Remarks |
|------------------|------------------|--------------------------|------------|---------------|
| 1 | ZL20-039011 | 螺钉 Screw | 1 | |
| 2 | ZL20-039013 | 垫圈 Washer | 1 | |
| 3 | ZL20-039012 | 弹簧 Spring | 1 | |
| 4 | GB308-89 | 钢球 10 Ball | 1 | |
| 5 | ZL20-039023 | 防尘套(φ10) Dust Cap | 1 | |
| 6 | ZL20-026010 | 测压接头 Pressure | 1 | |
| 7 | ZL20-026009 | 测压接头垫圈 Washer | 2 | |
| 8 | Q20-01 | 螺塞 M10×1-6h Plug | 1 | |
| 9 | GB893.2-86 | 孔用挡圈 30 Snap Ring | 2 | |
| 10 | JB2600-80 | 油封 14×30×10 Oil Seal | 4 | |
| 11 | ZL20-039010 | 调整垫圈 Washer | 2 | |
| 12 | ZL20-039009 | 操纵滑阀 Valve Rod | 1 | |
| 13 | ZL20-039022 | 防尘套(φ10) Bushing | 1 | |
| 14 | ZL20-039015 | 螺塞 Plug | 1 | |
| 15 | Q26-01 | O 形圈 22×2.5 "O" Ring | 1 | |
| 16 | ZL20-039016 | 皮碗 Rubber Bowel | 1 | |
| 17 | ZL20-039017 | 制动滑阀 Spool | 1 | |
| 18 | ZL20-039018 | 弹簧 Spring | 1 | |
| 19 | Q26-01 | O 形圈 16×2 "O" Ring | 1 | |
| 20 | ZL20-039019 | 弹簧座 Spring Seat | 1 | |
| 21 | ZL20-039021 | 螺塞 Plug | 1 | |
| 22 | ZL20-039007 | 阀体 Body | 1 | |
| 23 | ZL20-029020 | 纸垫 δ0.5 Paper Cushion | 1 | |
| 24 | ZL20-039008 | 底板 Plate | 1 | |
| 25 | GB70-85 | 圆柱头内六角螺钉 M6×16 Screw | 15 | |
| 26 | ZL20-030034 | 纸垫 Paper Cushion | 1 | |
| 27 | GB5782-86 | 六角螺栓 M10×45 Bolt | 8 | |
| 28 | GB93-87 | 垫圈 10 Washer | 8 | |

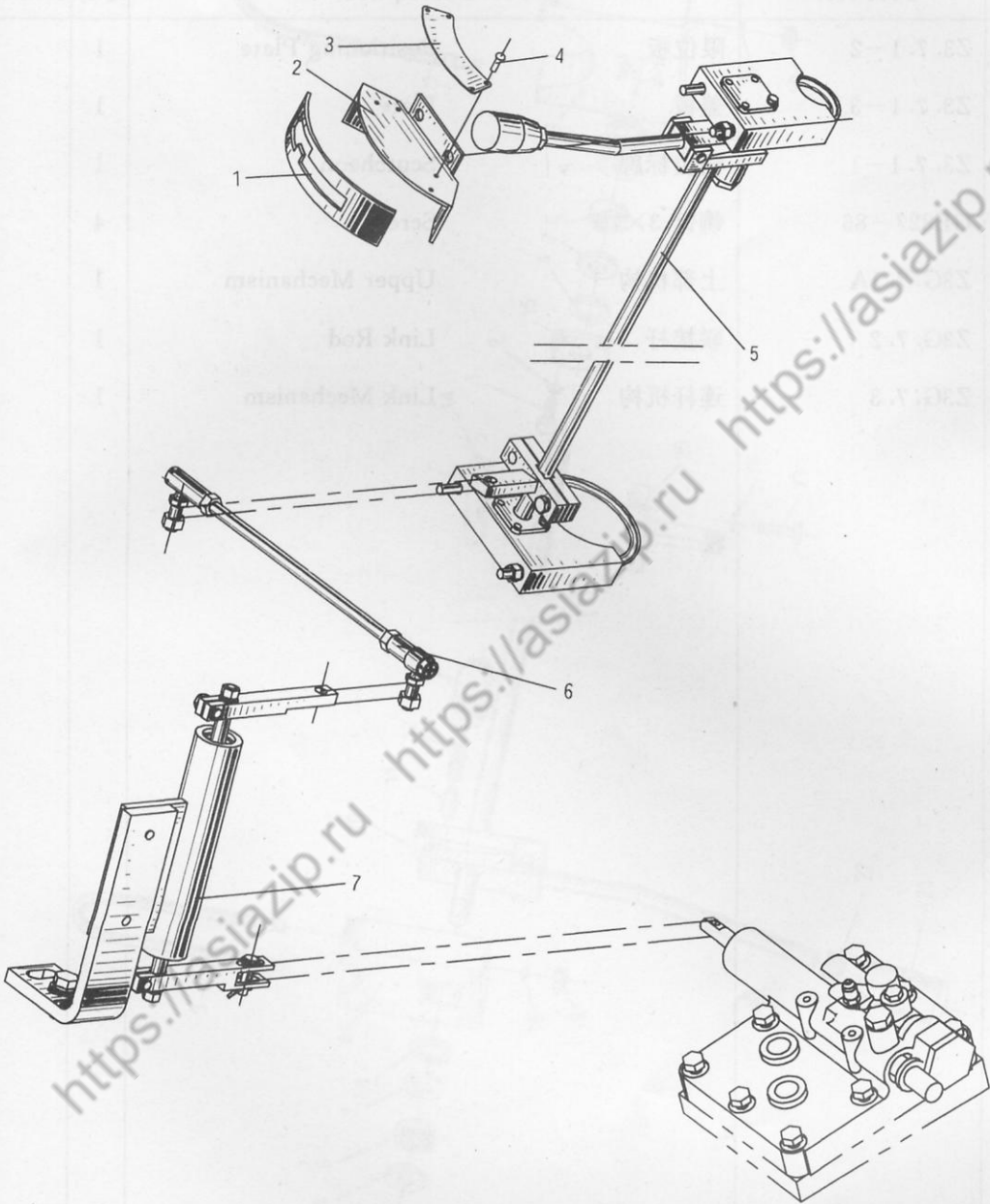
20.Z3.6.9 变速箱高低档拨叉机构 Yoke Assembly



20.Z3.6.9 变速箱高低档拨叉机构 Yoke Assembly

| 标号 Sr. No. | 零件代号 Part No. | 名 称 Part Description | 数量 Q'ty | 备 注 Remark |
|------------------|------------------|--|------------|---------------|
| 1 | | 铁丝 $\phi 1$ Wire | 1 | |
| 2 | ZL20-030049 | 紧定螺钉 Set Screw | 1 | |
| 3 | ZL20-030048 | 高低换档拨叉 Yoke | 1 | |
| 4 | ZL20-030045 | 纸垫 Paper | 1 | |
| 5 | ZL20-030047 | 拨叉支架 Support | 1 | |
| 6 | GB93-87 | 垫圈 10 Washer | 4 | |
| 7 | GB5783-86 | 六角螺栓 M10 \times 30 Bolt | 4 | |
| 8 | JB2600-80 | 油封 18 \times 35 \times 10 Oil Seal | 1 | |
| 9 | ZL20-030046 | 拨叉轴 Shaft | 1 | |
| 10 | Q21-01 | 螺塞 M12 \times 1.25 Plug | 1 | |
| 11 | ZL20-030044 | 垫圈 Washer | 1 | |
| 12 | GB308-89 | 钢球 10 Ball | 1 | |
| 13 | ZL20-030055 | 弹簧 $\phi 1.6$ Spring | 1 | |

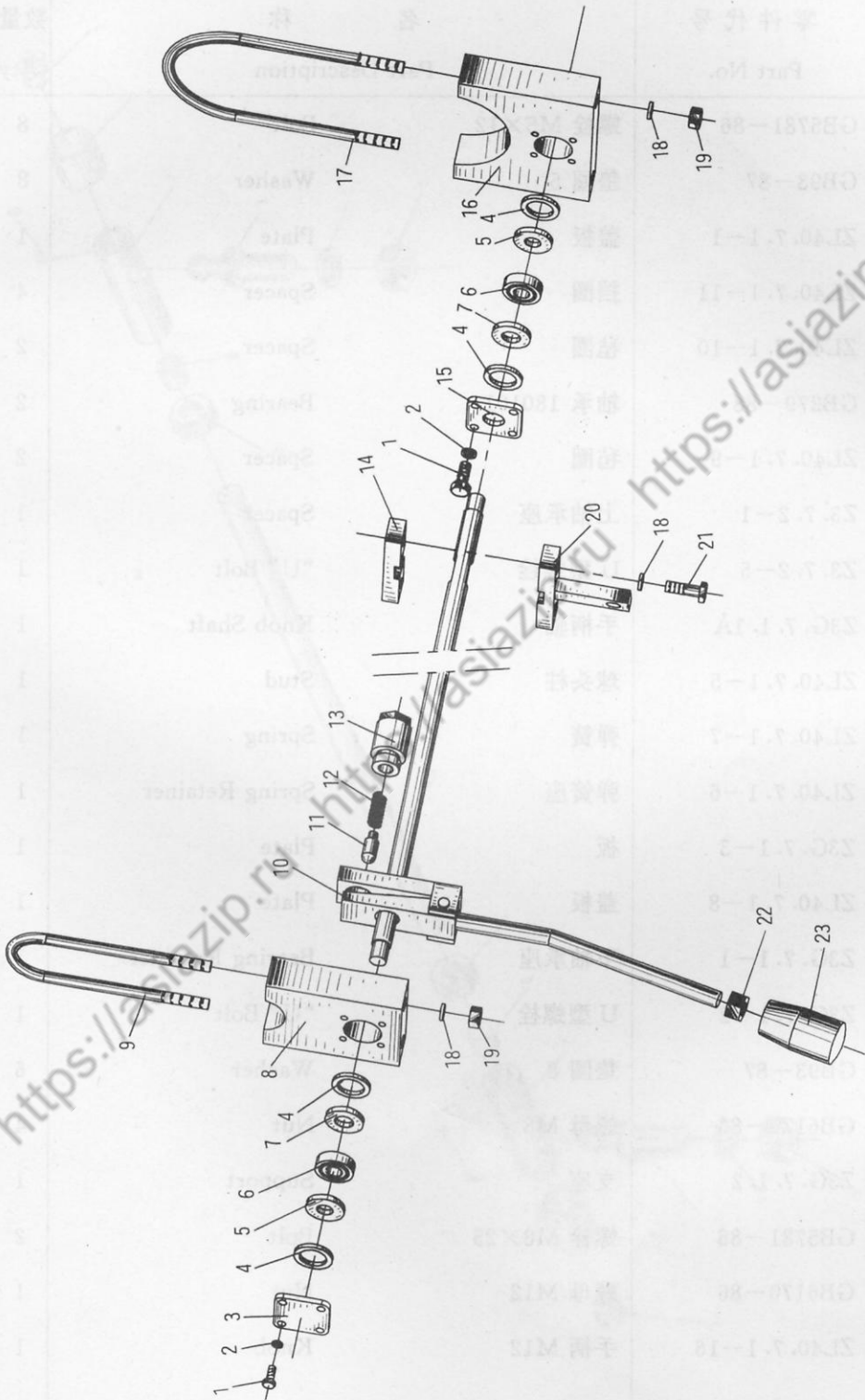
21. Z3G. 7A 变速操纵 Transmission Propulsion



21. Z3G. 7A 变速操纵 Transmission Propulsion

| 标号 Sr. No. | 零件代号 Part No. | 名 称 Part Description | | 数量 Q'ty | 备 注 Remark |
|------------------|------------------|-------------------------|-------------------|------------|---------------|
| 1 | Z3. 7. 1-2 | 限位板 | Positioning Plate | 1 | |
| 2 | Z3. 7. 1-3 | 盖板 | Plate | 1 | |
| 3 | Z3. 7. 1-1 | 档位标牌 | Scutcheon | 1 | |
| 4 | GB827-86 | 铆钉 3×10 | Screw | 4 | |
| 5 | Z3G. 7. 1A | 上部机构 | Upper Mechanism | 1 | |
| 6 | Z3G. 7. 2 | 联接杆 | Link Rod | 1 | |
| 7 | Z3G. 7. 3 | 连杆机构 | Link Mechanism | 1 | |

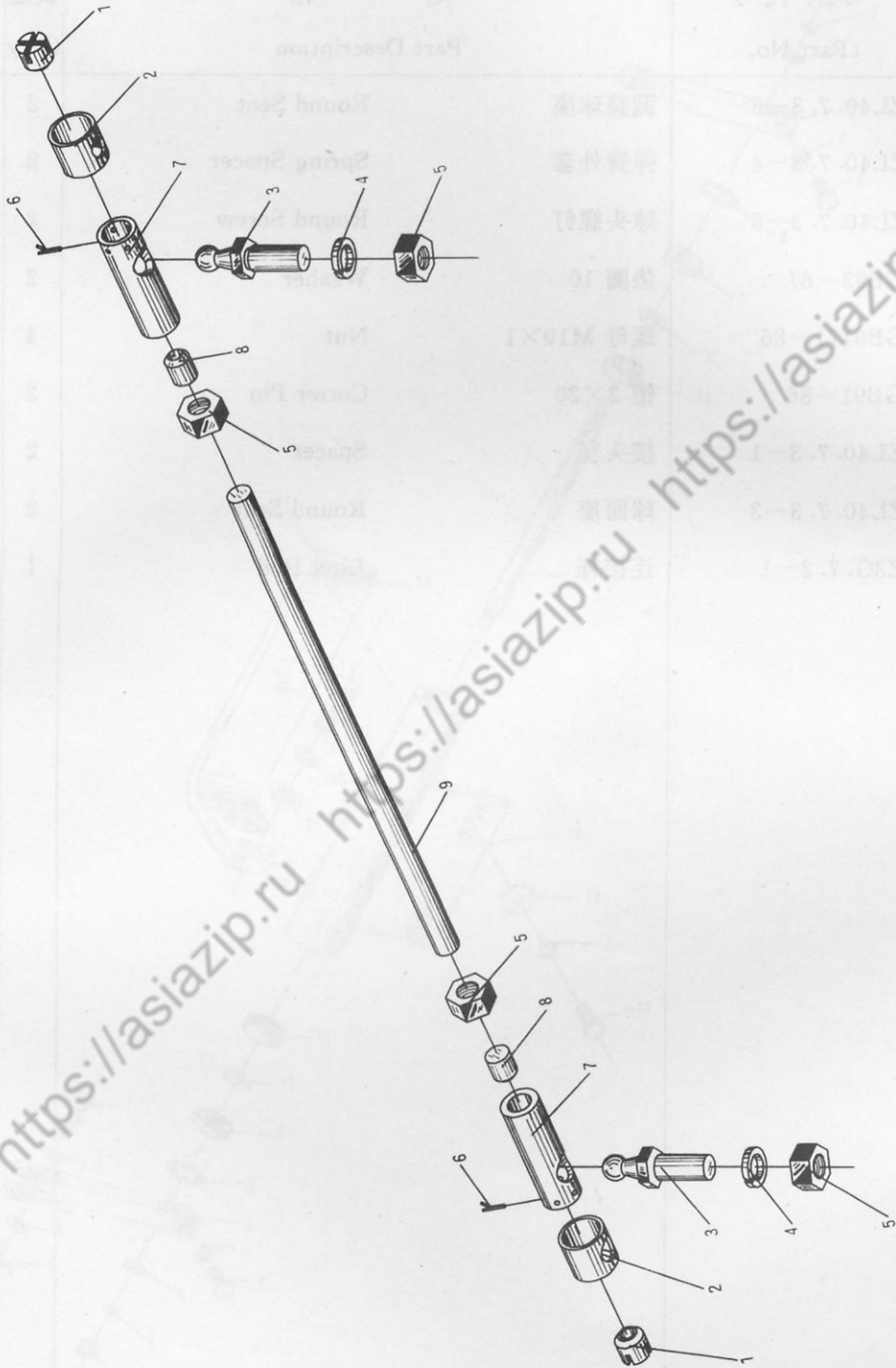
22. Z3G. 7. 1A 上部机构 Upper Mechanism



22. Z3G. 7. 1A 上部机构 Upper Mechanism

| 标号 Sr. No. | 零件代号 Part No. | 名 称 Part Description | 数量 Q'ty | 备注 Remarks |
|------------------|------------------|-------------------------|------------|---------------|
| 1 | GB5781-86 | 螺栓 M5×12 Bolt | 8 | |
| 2 | GB93-87 | 垫圈 5 Washer | 8 | |
| 3 | ZL40. 7. 1-1 | 盖板 Plate | 1 | |
| 4 | ZL40. 7. 1-11 | 挡圈 Spacer | 4 | |
| 5 | ZL40. 7. 1-10 | 毡圈 Spacer | 2 | |
| 6 | GB279-88 | 轴承 180101 Bearing | 2 | |
| 7 | ZL40. 7. 1-9 | 毡圈 Spacer | 2 | |
| 8 | Z3. 7. 2-1 | 上轴承座 Spacer | 1 | |
| 9 | Z3. 7. 2-5 | U 型螺栓 "U" Bolt | 1 | |
| 10 | Z3G. 7. 1. 1A | 手柄轴 Knob Shaft | 1 | |
| 11 | ZL40. 7. 1-5 | 球头柱 Stud | 1 | |
| 12 | ZL40. 7. 1-7 | 弹簧 Spring | 1 | |
| 13 | ZL40. 7. 1-6 | 弹簧座 Spring Retainer | 1 | |
| 14 | Z3G. 7. 1-3 | 板 Plate | 1 | |
| 15 | ZL40. 7. 1-8 | 盖板 Plate | 1 | |
| 16 | Z3G. 7. 1-1 | 下轴承座 Bearing Retainer | 1 | |
| 17 | Z3G. 7. 1-2 | U 型螺栓 "U" Bolt | 1 | |
| 18 | GB93-87 | 垫圈 8 Washer | 6 | |
| 19 | GB6170-86 | 螺母 M8 Nut | 4 | |
| 20 | Z3G. 7. 1. 2 | 支座 Support | 1 | |
| 21 | GB5781-86 | 螺栓 M8×25 Bolt | 2 | |
| 22 | GB6170-86 | 螺母 M12 Nut | 1 | |
| 23 | ZL40. 7. 1-16 | 手柄 M12 Knob | 1 | |

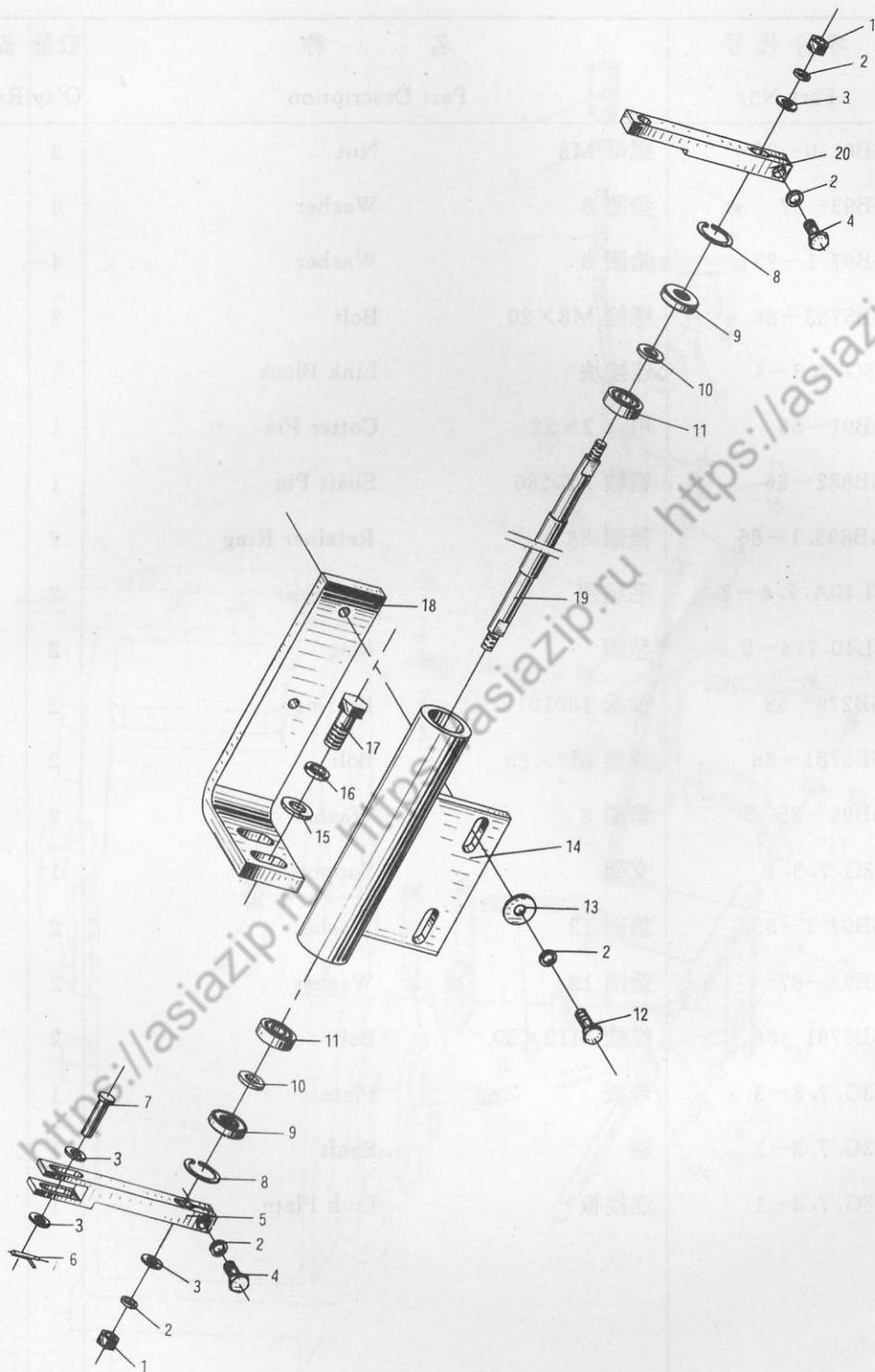
23. Z3G. 7.2 联接杆 Link Rod



23. Z3G. 7. 2 联接杆 Link Rod

| 标号 Sr. No. | 零件代号 Part No. | 名 称 Part Description | 数量 Q'ty | 备 注 Remark |
|------------------|------------------|-------------------------|------------|---------------|
| 1 | ZL40. 7. 3-6 | 调整球座 Round Seat | 2 | |
| 2 | ZL40. 7. 3-4 | 弹簧外套 Spring Spacer | 2 | |
| 3 | ZL40. 7. 3-5 | 球头螺钉 Round Screw | 2 | |
| 4 | GB93-87 | 垫圈 10 Washer | 2 | |
| 5 | GB6171-86 | 螺母 M10×1 Nut | 4 | |
| 6 | GB91-86 | 销 2×20 Cotter Pin | 2 | |
| 7 | ZL40. 7. 3-1 | 接头套 Spacer | 2 | |
| 8 | ZL40. 7. 3-3 | 球面座 Round Seat | 2 | |
| 9 | Z3G. 7. 2-1 | 连接杆 Link Rod | 1 | |

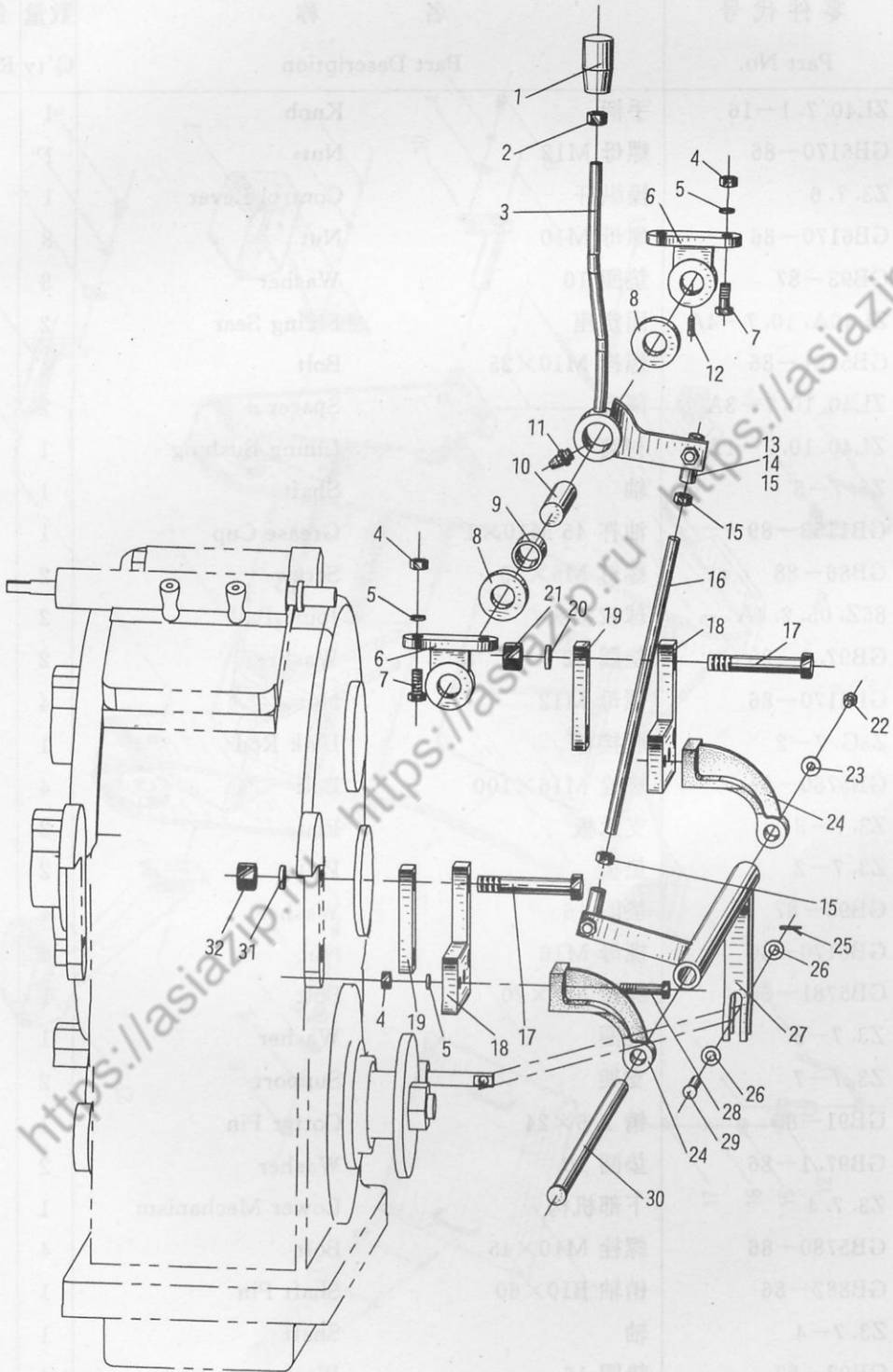
24. Z3G. 7.3 连杆机构 Link Mechanism



24. Z3G. 7. 3 连杆机构 Link Mechanism

| 标号 Sr. No. | 零件代号 Part No. | 名 称 Part Description | 数量 Q'ty | 备注 Remark |
|------------------|------------------|-------------------------|------------|--------------|
| 1 | GB6170-86 | 螺母 M8 Nut | 2 | |
| 2 | GB93-87 | 垫圈 8 Washer | 6 | |
| 3 | GB97.1-85 | 垫圈 8 Washer | 4 | |
| 4 | GB5783-86 | 螺栓 M8×20 Bolt | 2 | |
| 5 | Z3G. 7. 3-4 | 连接块 Link Block | 1 | |
| 6 | GB91-86 | 销 3.2×22 Cotter Pin | 1 | |
| 7 | GB882-86 | 销轴 B8×30 Shaft Pin | 1 | |
| 8 | GB893.1-86 | 挡圈 28 Retainer Ring | 2 | |
| 9 | ZL40A. 7. 4-3 | 毛毡座 Mat Seat | 2 | |
| 10 | ZL40. 7. 4-2 | 毡圈 Mat | 2 | |
| 11 | GB279-88 | 轴承 180101 Bearing | 2 | |
| 12 | GB5781-86 | 螺栓 M8×25 Bolt | 2 | |
| 13 | GB96-85 | 垫圈 8 Washer | 2 | |
| 14 | Z3G. 7. 3. 1 | 支架 Support | 1 | |
| 15 | GB97.1-85 | 垫圈 12 Washer | 2 | |
| 16 | GB93-87 | 垫圈 12 Washer | 2 | |
| 17 | GB5781-86 | 螺栓 M12×30 Bolt | 2 | |
| 18 | Z3G. 7. 3-3 | 弯板 Plate | 1 | |
| 19 | Z3G. 7. 3-2 | 轴 Shaft | 1 | |
| 20 | Z3G. 7. 3-1 | 连接板 Link Plate | 1 | |

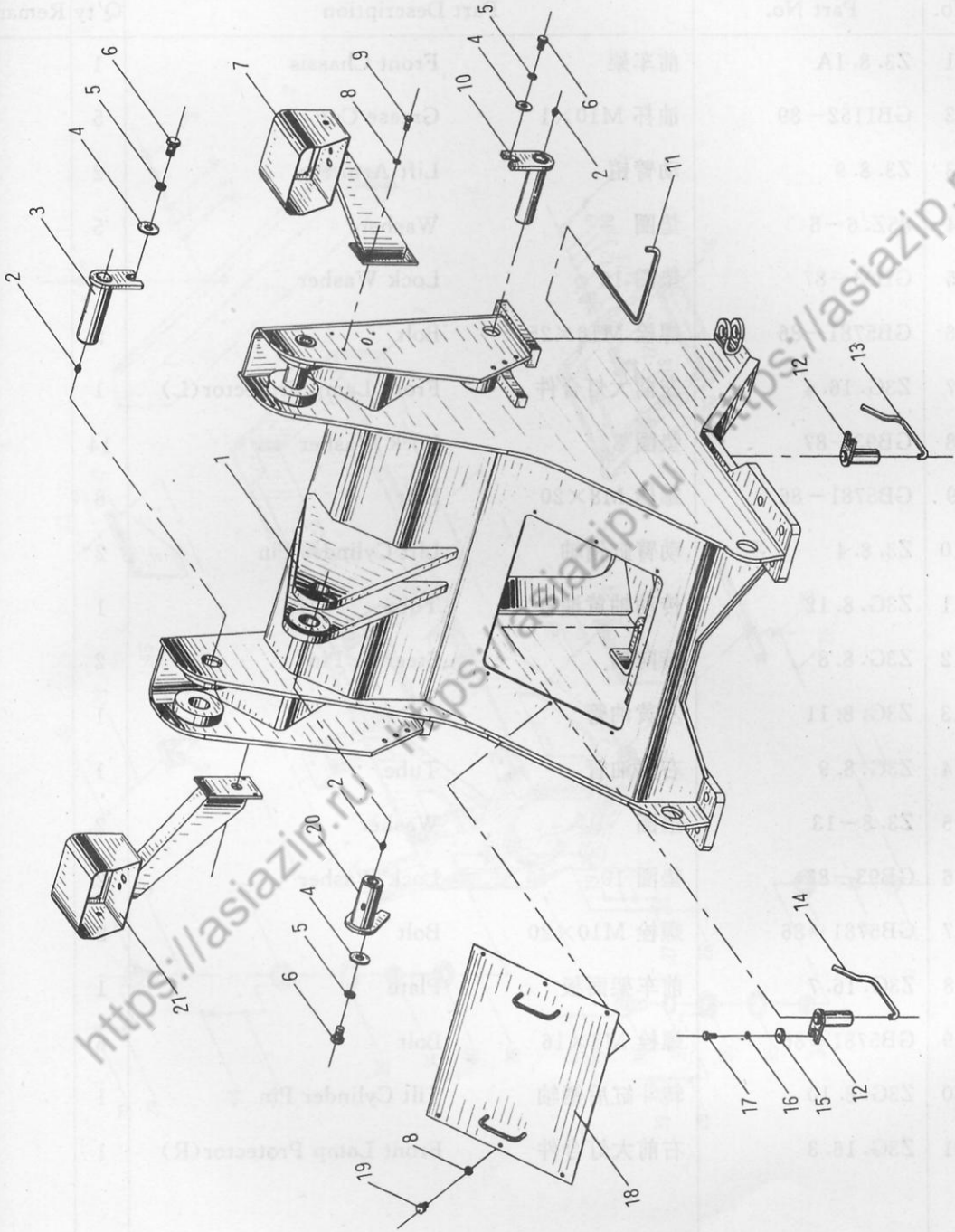
25. Z3G. 7A 高低速操纵 Shift Control



25. Z3G. 7A 高低速操纵 Shift Control

| 标号 Sr. No. | 零件代号 Part No. | 名 称 Part Description | | 数量 Q'ty | 备注 Remark |
|------------------|------------------|-------------------------|-----------------|------------|--------------|
| 1 | ZL40. 7. 1-16 | 手柄 | Knob | 1 | |
| 2 | GB6170-86 | 螺母 M12 | Nut | 1 | |
| 3 | Z3. 7. 6 | 操纵杆 | Control Lever | 1 | |
| 4 | GB6170-86 | 螺母 M10 | Nut | 8 | |
| 5 | GB93-87 | 垫圈 10 | Washer | 8 | |
| 6 | ZL40A. 10. 7-4A | 固定座 | Fixing Seat | 2 | |
| 7 | GB5781-86 | 螺栓 M10×25 | Bolt | 4 | |
| 8 | ZL40. 10. 7-3A | 隔套 | Spacer | 2 | |
| 9 | ZL40. 10. 7-1A | 衬套 | Lining Bushing | 1 | |
| 10 | Z3. 7-5 | 轴 | Shaft | 1 | |
| 11 | GB1153-89 | 油杯 45 M10×1 | Grease Cup | 1 | |
| 12 | GB86-88 | 螺钉 M6×16 | Screw | 2 | |
| 13 | 85Z. 05. 2. 4A | 球铰接头 | Joint, Ball | 2 | |
| 14 | GB97. 1-85 | 垫圈 12 | Washer | 2 | |
| 15 | GB6170-86 | 螺母 M12 | Nut | 4 | |
| 16 | Z3G. 7-2 | 联接杆 | Link Rod | 1 | |
| 17 | GB5780-86 | 螺栓 M16×100 | Bolt | 4 | |
| 18 | Z3. 7-3 | 支承板 | Plate | 2 | |
| 19 | Z3. 7-2 | 垫板 | Plate | 2 | |
| 20 | GB93-87 | 垫圈 16 | Washer | 4 | |
| 21 | GB6170-86 | 螺母 M16 | Nut | 4 | |
| 22 | GB5781-86 | 螺栓 M8×20 | Bolt | 1 | |
| 23 | Z3. 7-8 | 垫圈 | Washer | 1 | |
| 24 | Z3. 7-7 | 支架 | Support | 2 | |
| 25 | GB91-86 | 销 2.5×24 | Cotter Pin | 1 | |
| 26 | GB97. 1-86 | 垫圈 10 | Washer | 2 | |
| 27 | Z3. 7. 4 | 下部机构 | Lower Mechanism | 1 | |
| 28 | GB5780-86 | 螺栓 M10×45 | Bolt | 4 | |
| 29 | GB882-86 | 销轴 B10×60 | Shaft Pin | 1 | |
| 30 | Z3. 7-4 | 轴 | Shaft | 1 | |
| 31 | GB93-87 | 垫圈 16 | Washer | 4 | |
| 32 | GB6170-86 | 螺母 M16 | Nut | 4 | |

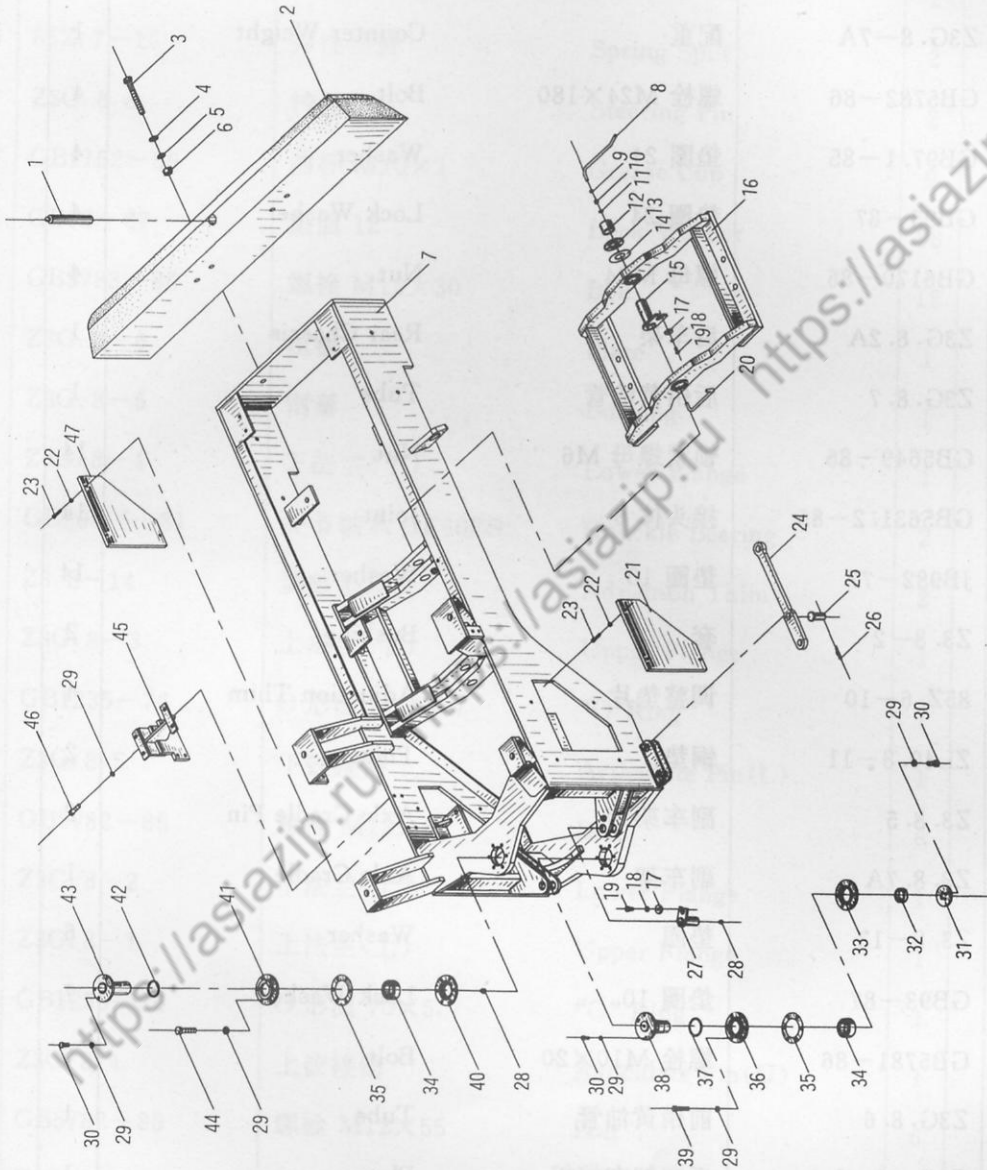
26. Z3G. 8 前车架总成 Front Chassis Assembly



26. Z3G. 8 前车架总成 Front Chassis Assembly

| 标号 Sr. No. | 零件代号 Part No. | 名 称 Part Description | 数量 Q'ty | 备 注 Remark |
|------------------|------------------|-----------------------------------|------------|---------------|
| 1 | Z3. 8. 1A | 前车架 Front Chassis | 1 | |
| 2 | GB1152-89 | 油杯 M10×1 Grease Cup | 5 | |
| 3 | Z3. 8. 9 | 动臂销 Lift Arm Pin | 2 | |
| 4 | 85Z. 6-5 | 垫圈 Washer | 5 | |
| 5 | GB93-87 | 垫圈 16 Lock Washer | 5 | |
| 6 | GB5781-86 | 螺栓 M16×25 Bolt | 5 | |
| 7 | Z3G. 16. 4 | 左前大灯合件 Front Lamp Protector(L) | 1 | |
| 8 | GB93-87 | 垫圈 8 Lock Washer | 14 | |
| 9 | GB5781-86 | 螺栓 M8×20 Bolt | 8 | |
| 10 | Z3. 8. 4 | 动臂缸销轴 Lift Cylinder Pin | 2 | |
| 11 | Z3G. 8. 12 | 传动轴黄油管 Tube | 1 | |
| 12 | Z3G. 8. 8 | 转向销 Steering Pin | 2 | |
| 13 | Z3G. 8. 11 | 左黄油管 Tube | 1 | |
| 14 | Z3G. 8. 9 | 右黄油管 Tube | 1 | |
| 15 | Z3. 8-13 | 垫圈 Washer | 2 | |
| 16 | GB93-87 | 垫圈 10 Lock Washer | 2 | |
| 17 | GB5781-86 | 螺栓 M10×20 Bolt | 2 | |
| 18 | Z3G. 16. 7 | 前车架面板 Plate | 1 | |
| 19 | GB5781-86 | 螺栓 M8×16 Bolt | 6 | |
| 20 | Z3G. 8. 10 | 转斗缸后销轴 Tilt Cylinder Pin | 1 | |
| 21 | Z3G. 16. 3 | 右前大灯合件 Front Lamp Protector(R) | 1 | |

27. Z3G. 8 后车架总成 Rear Chassis Assembly



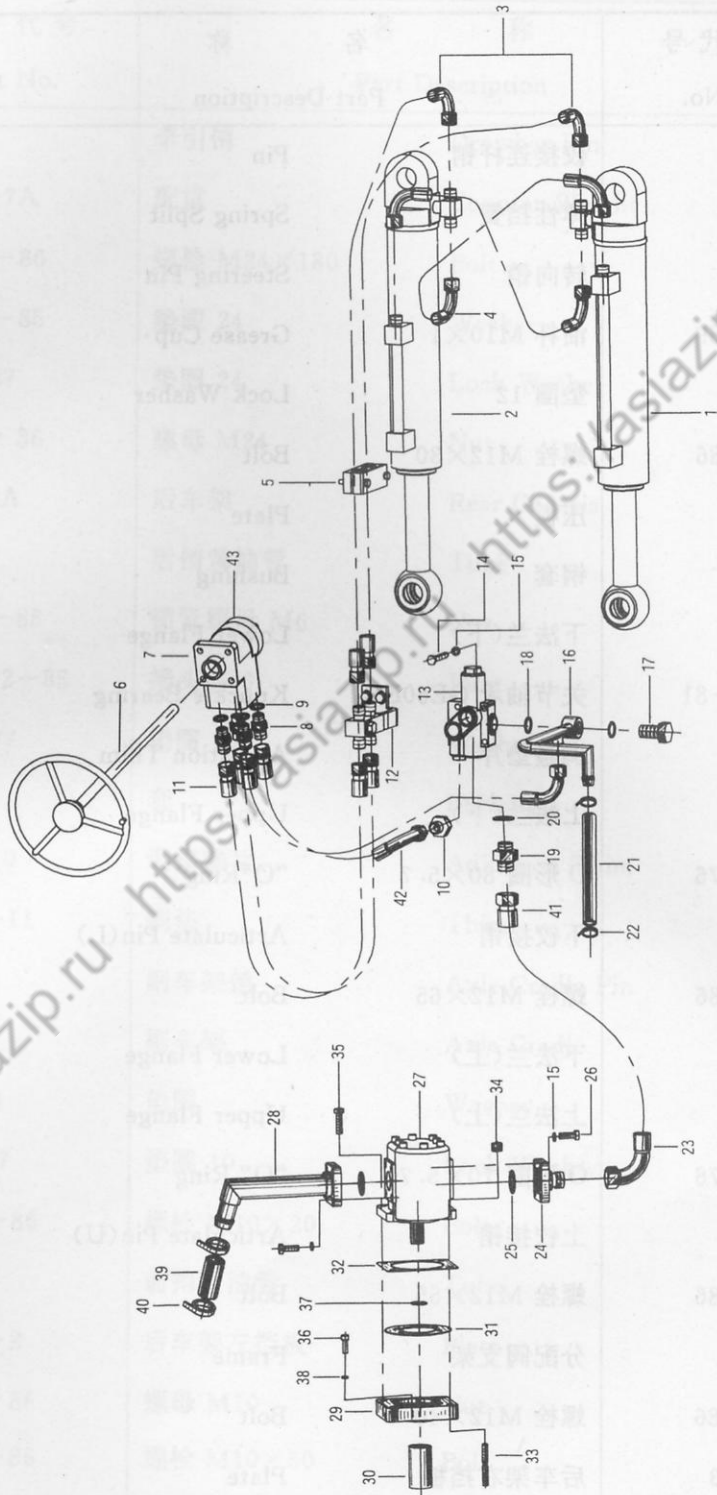
27. Z3G. 8 后车架总成 Rear Chassis Assembly

| 标号 Sr. No. | 零件代号 Part No. | 名 称 Part Description | 数量 Q'ty | 备 注 Remark |
|------------------|------------------|-------------------------|------------|---------------|
| 1 | Z3. 8-4 | 牵引销 Drawbar Pin | 1 | |
| 2 | Z3G. 8-7A | 配重 Counter Weight | 1 | |
| 3 | GB5782-86 | 螺栓 M24×180 Bolt | 4 | |
| 4 | GB97.1-85 | 垫圈 24 Washer | 4 | |
| 5 | GB93-87 | 垫圈 24 Lock Washer | 4 | |
| 6 | GB6170-86 | 螺母 M24 Nut | 4 | |
| 7 | Z3G. 8. 2A | 后车架 Rear Chassis | 1 | |
| 8 | Z3G. 8. 7 | 后销黄油管 Tube | 1 | |
| 9 | GB5649-85 | 锁紧螺母 M6 Nut | 14 | |
| 10 | GB5631.2-85 | 接头体 6 Joint | 14 | |
| 11 | JB982-77 | 垫圈 10 Washer | 14 | |
| 12 | Z3. 8-2 | 套 Bushing | 2 | |
| 13 | 85Z. 6-10 | 调整垫片 Adjustion Thim | 4 | |
| 14 | ZL40. 8-11 | 铜垫 Thim | 2 | |
| 15 | Z3. 8. 5 | 副车架销 Axle Cradle Pin | 2 | |
| 16 | Z3. 8. 7A | 副车架 Axle Cradle | 1 | |
| 17 | Z3. 8-13 | 垫圈 Washer | 6 | |
| 18 | GB93-87 | 垫圈 10 Lock Washer | 7 | |
| 19 | GB5781-86 | 螺栓 M10×20 Bolt | 6 | |
| 20 | Z3G. 8. 6 | 前销黄油管 Tube | 1 | |
| 21 | Z3G. 16-2 | 后车架左挡板 Plate | 1 | |
| 22 | GB6170-86 | 螺母 M10 Nut | 8 | |
| 23 | GB5781-86 | 螺栓 M10×50 Bolt | 8 | |
| 24 | Z3G. 8-8 | 锁定杆 Rod | 1 | |

27. Z3G. 8 后车架总成 Rear Chassis Assembly

| 标号 Sr. No. | 零件代号 Part No. | 名 称 Part Description | | 数量 Q'ty | 备 注 Remark |
|------------------|------------------|-------------------------|-------------------|------------|---------------|
| 25 | 85Z. 7-14 | 铰接连杆销 | Pin | 2 | |
| 26 | 85Z. 7-15 | 弹性挡簧 | Spring Split | 2 | |
| 27 | Z3G. 8. 8 | 转向销 | Steering Pin | 2 | |
| 28 | GB1152-89 | 油杯 M10×1 | Grease Cup | 9 | |
| 29 | GB93-87 | 垫圈 12 | Lock Washer | 28 | |
| 30 | GB5783-86 | 螺栓 M12×30 | Bolt | 12 | |
| 31 | Z3G. 8-6 | 压板 | Plate | 1 | |
| 32 | Z3G. 8-5 | 钢套 | Bushing | 1 | |
| 33 | Z3G. 8-4 | 下法兰(下) | Lower Flange | 1 | |
| 34 | GB304. 5-81 | 关节轴承 GE60ES | Knuckle Bearing | 2 | |
| 35 | Z3. 8-14 | 调整垫片 | Adjustion Thim | 2 | |
| 36 | Z3G. 8-3 | 上法兰(下) | Upper Flange | 1 | |
| 37 | GB1235-76 | O 形圈 80×5. 7 | "O"Ring | 1 | |
| 38 | Z3G. 8. 5 | 下铰接销 | Articulate Pin(L) | 1 | |
| 39 | GB5782-86 | 螺栓 M12×65 | Bolt | 6 | |
| 40 | Z3G. 8-2 | 下法兰(上) | Lower Flange | 1 | |
| 41 | Z3G. 8-1 | 上法兰(上) | Upper Flange | 1 | |
| 42 | GB1235-76 | O 形圈 70×5. 7 | "O" Ring | 1 | |
| 43 | Z3G. 8. 4 | 上铰接销 | Articulate Pin(U) | 1 | |
| 44 | GB5782-86 | 螺栓 M12×55 | Bolt | 6 | |
| 45 | Z3G. 8. 3A | 分配阀支架 | Frame | 1 | |
| 46 | GB5781-86 | 螺栓 M12×40 | Bolt | 4 | |
| 47 | Z3G. 16-3 | 后车架右挡板 | Plate | 1 | |

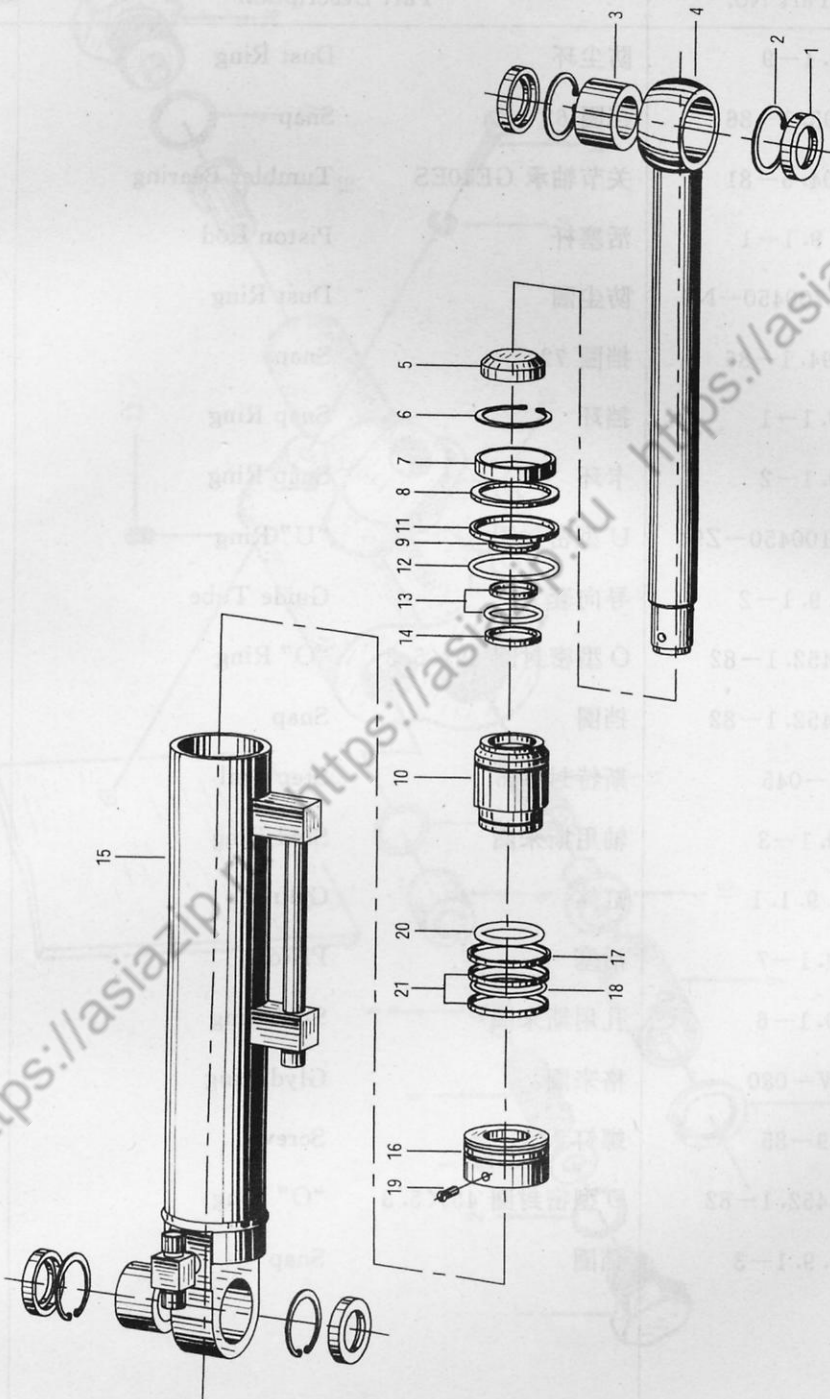
28. Z3G. 9A 转向液压系统 Steering System



28. Z3G. 9A 转向液压系统 Steering System

| 标号 Sr. No. | 零件代号 Part No. | 名 称 Part Description | 数量 Q'ty | 备 注 Remark |
|------------------|------------------|-------------------------|------------|---------------|
| 25 | GB3452.1-82 | O 型密封圈 40×3.55 "O" Ring | 2 | |
| 26 | GB5883-86 | 螺栓 M10×30 Bolt | 8 | |
| 27 | CB550 | 齿轮泵 Pump | 1 | |
| 28 | Z3G. 9. 9 | 钢管 Steel Tube | 1 | |
| 29 | Z3. 3-11 | 连接盘 Flanger | 1 | 借用 |
| 30 | Z3. 3-12 | 连接套 Joint Tube | 1 | 借用 |
| 31 | Z3. 3-14 | 纸垫 Washer | 1 | 借用 |
| 32 | Z3. 3-15 | 纸垫 Washer | 1 | 借用 |
| 33 | GB901-88 | 螺栓 M10×75 Bolt | 2 | |
| 34 | GB6170-86 | 螺母 M10 Nut | 2 | |
| 35 | GB5782-86 | 螺栓 M10×40 Bolt | 2 | |
| 36 | GB70-85 | 螺钉 M8×25 Screw | 6 | |
| 37 | GB894. 2-86 | 挡圈 25 Snap | 1 | |
| 38 | GB93-87 | 垫圈 8 Lock Washer | 6 | |
| 39 | Z3G. 9-4 | 软管 Soft Tube | 1 | |
| 40 | ZBJ15001-87 | 喉箍 d60 Clamp | 2 | |
| 41 | Z3G. 9. 10 | D 型胶管 "D" Hose | 1 | 外购 |
| 42 | Z3G. 9. 11 | D 型胶管 "D" Hose | 1 | 外购 |
| 43 | FKAR-103015 | 阀块 Valve | 1 | 外购 |

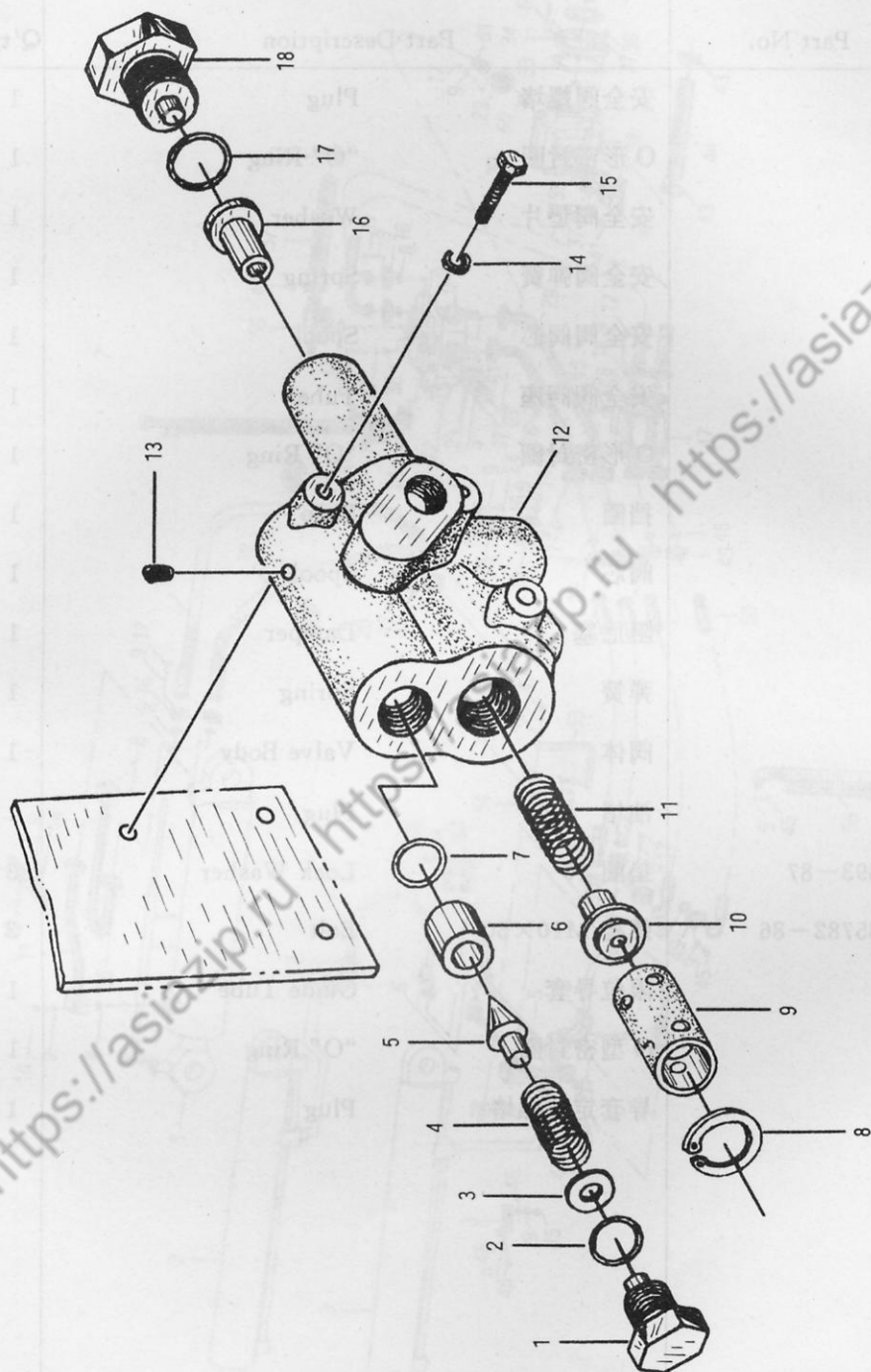
29. Z3G. 9.1 左转向油缸 Left Steering Cylinder



29. Z3G. 9. 1 左转向油缸 Left Steering Cylinder

| 标号 Sr. No. | 零件代号 Part No. | 名 称 Part Description | | 数量 Q'ty | 备注 Remark |
|------------------|------------------|-------------------------|-----------------|------------|--------------|
| 1 | Z3. 9. 1-9 | 防尘环 | Dust Ring | 4 | 借用 |
| 2 | GB893. 1-86 | 挡圈 62 | Snap | 4 | |
| 3 | GB304. 5-81 | 关节轴承 GE40ES | Tumbler Bearing | 2 | |
| 4 | Z3G. 9. 1-1 | 活塞杆 | Piston Rod | 1 | |
| 5 | WD1700450-N9 | 防尘圈 | Dust Ring | 1 | 进口 B+S |
| 6 | GB894. 1-86 | 挡圈 72 | Snap | 1 | |
| 7 | Z3. 9. 1-1 | 挡环 | Snap Ring | 1 | 借用 |
| 8 | Z3. 9. 1-2 | 卡环 | Snap Ring | 1 | 借用 |
| 9 | RUJ100450-Z94 | U 型密封圈 | "U" Ring | 1 | 进口 B+S |
| 10 | Z3G. 9. 1-2 | 导向套 | Guide Tube | 1 | |
| 11 | GB3452. 1-82 | O 型密封圈 69×5. 3 | "O" Ring | 1 | |
| 12 | GB3452. 1-82 | 挡圈 | Snap | 1 | |
| 13 | CKS-045 | 斯特封 d45 | Step Seal | 1 | |
| 14 | Z3. 9. 1-3 | 轴用斯来圈 | Slyd Ring | 2 | 借用 |
| 15 | Z3G. 9. 1. 1 | 缸体 | Cylinder | 1 | |
| 16 | Z3. 9. 1-7 | 活塞 | Piston | 1 | 借用 |
| 17 | Z3. 9. 1-6 | 孔用斯来圈 | Slyd Ring | 2 | 借用 |
| 18 | CKW-080 | 格来圈 | Glyd Ring | 1 | |
| 19 | GB79-85 | 螺钉 M8×25 | Screw | 1 | |
| 20 | GB3452. 1-82 | O 型密封圈 45×5. 3 | "O" Ring | 1 | |
| 21 | Z3G. 9. 1-3 | 挡圈 | Snap | 2 | |

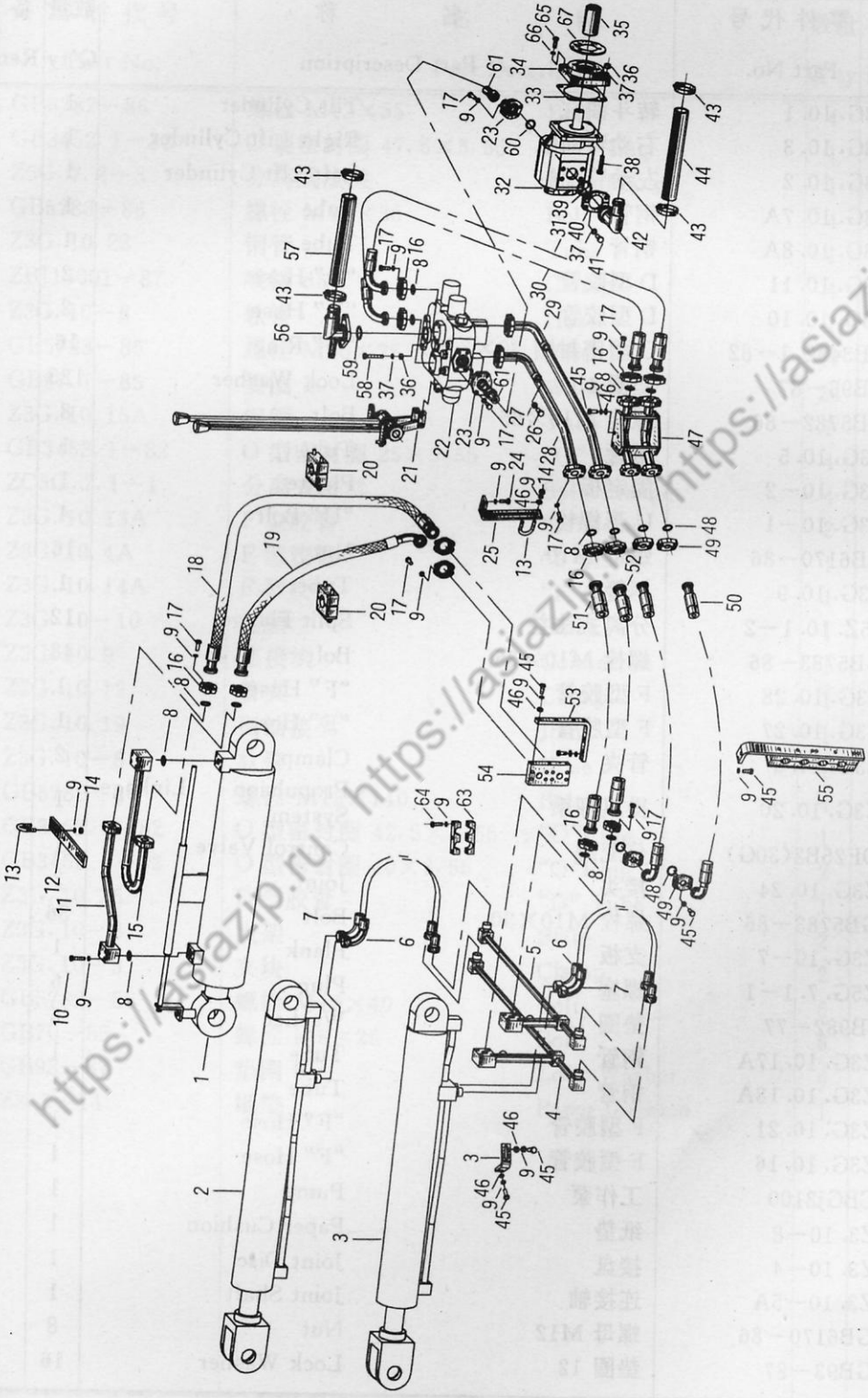
30.Z3.9.00 单稳阀 Valve



30.Z3.9.00 单稳阀 Valve

| 标号 Sr. No. | 零件代号 Part No. | 名 称 Part Description | 数量 Q'ty | 备注 Remark |
|------------------|------------------|-------------------------|------------|--------------|
| 1 | | 安全阀螺堵 Plug | 1 | |
| 2 | | O形密封圈 "O" Ring | 1 | |
| 3 | | 安全阀垫片 Washer | 1 | |
| 4 | | 安全阀弹簧 Spring | 1 | |
| 5 | | 安全阀阀芯 Spool | 1 | |
| 6 | | 安全阀阀座 Tube | 1 | |
| 7 | | O形密封圈 "O" Ring | 1 | |
| 8 | | 挡圈 Snap | 1 | |
| 9 | | 阀芯 Spool | 1 | |
| 10 | | 阻尼塞 Damper | 1 | |
| 11 | | 弹簧 Spring | 1 | |
| 12 | | 阀体 Valve Body | 1 | |
| 13 | | 油堵 Plug | 1 | |
| 14 | GB93-87 | 垫圈 10 Lock Washer | 3 | |
| 15 | GB5782-86 | 螺栓 M10×50 Bolt | 3 | |
| 16 | | 限位导套 Guide Tube | 1 | |
| 17 | | O型密封圈 "O" Ring | 1 | |
| 18 | | 导套定位螺堵 Plug | 1 | |

31. Z3G. 10A 工作液压系统 Working Hydraulic System



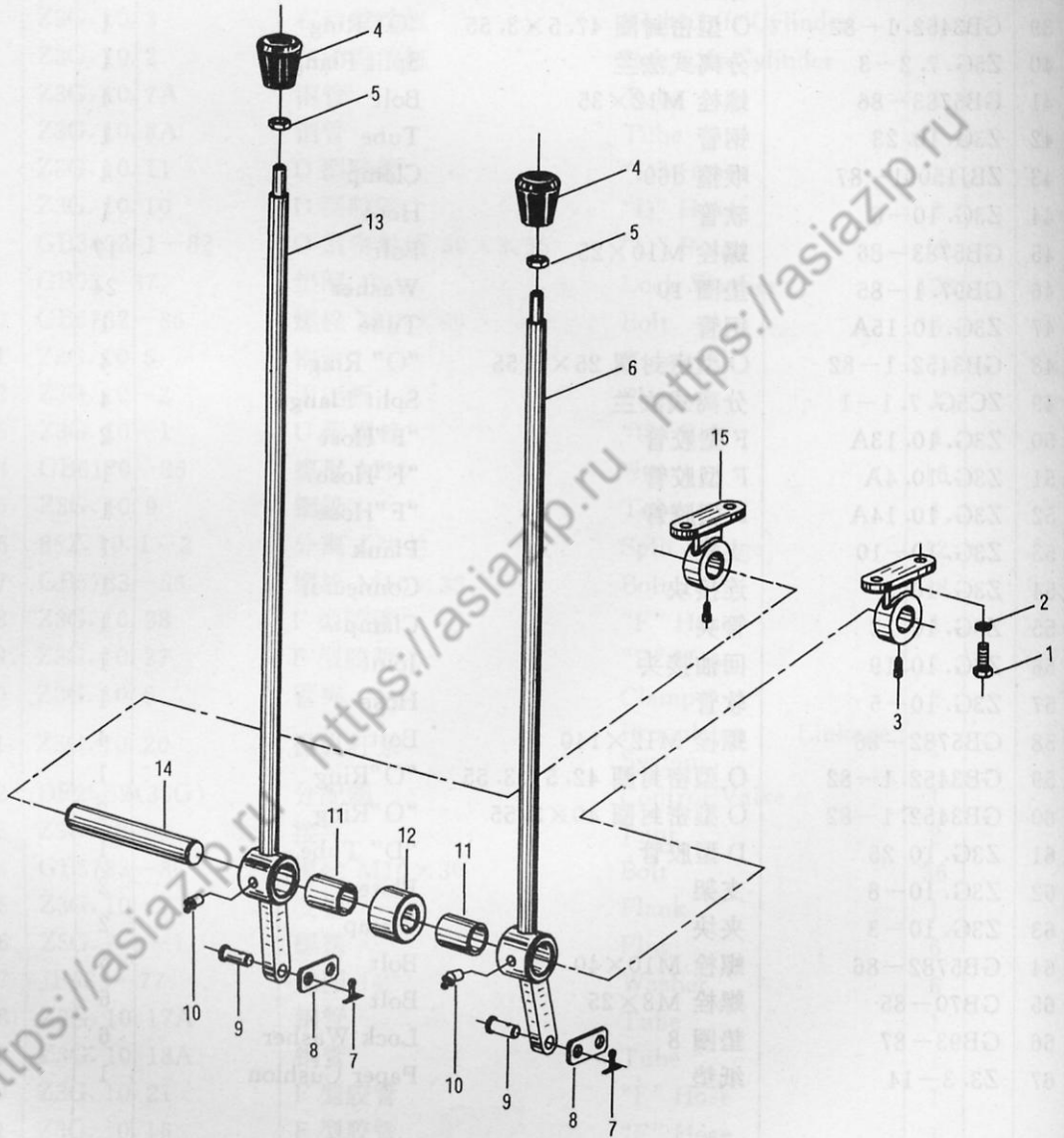
31. Z3G. 10A 工作液压系统 Working Hydraulic System

| 标号 Sr. No. | 零件代号 Part No. | 名 称 Part Description | | 数量 Q'ty | 备注 Remark |
|------------------|------------------|-------------------------|---------------------------|------------|--------------|
| 1 | Z3G. 10. 1 | 转斗油缸 | Tilt Cylinder | 1 | |
| 2 | Z3G. 10. 3 | 右动臂油缸 | Right Lift Cylinder | 1 | |
| 3 | Z3G. 10. 2 | 左动臂油缸 | Left Lift Cylinder | 1 | |
| 4 | Z3G. 10. 7A | 钢管 | Tube | 1 | |
| 5 | Z3G. 10. 8A | 钢管 | Tube | 1 | |
| 6 | Z3G. 10. 11 | D型胶管 | "D" Hose | 2 | |
| 7 | Z3G. 10. 10 | D型胶管 | "D" Hose | 2 | |
| 8 | GB3452. 1-82 | O型密封圈 30×3.55 | "O" Ring | 16 | |
| 9 | GB93-87 | 垫圈 10 | Lock Washer | 123 | |
| 10 | GB5782-86 | 螺栓 M10×65 | Bolt | 8 | |
| 11 | Z3G. 10. 5 | 钢管 | Tube | 1 | |
| 12 | Z3G. 10-2 | 固定板 | Plante | 1 | |
| 13 | Z3G. 10-1 | U形螺栓 | "U" Bolt | 4 | |
| 14 | GB6170-86 | 螺母 M10 | Nut | 16 | |
| 15 | Z3G. 10. 9 | 钢管 | Tube | 1 | |
| 16 | 85Z. 10. 1-2 | 分离式法兰 | Split Flange | 12 | |
| 17 | GB5783-86 | 螺栓 M10×35 | Bolt | 48 | |
| 18 | Z3G. 10. 28 | F型胶管 | "F" Hose | 1 | |
| 19 | Z3G. 10. 27 | F型胶管 | "F" Hose | 1 | |
| 20 | Z3G. 10. 6 | 管夹 | Clamp | 2 | |
| 21 | Z3G. 10. 20 | 操纵杆系 | Propulsion Linkage System | 1 | |
| 22 | DF25B2(30G) | 分配阀 | Control Valve | 1 | |
| 23 | Z3G. 10. 24 | 接头 | Joint | 2 | |
| 24 | GB5783-86 | 螺栓 M10×30 | Bolt | 36 | |
| 25 | Z3G. 10-7 | 支板 | Plank | 1 | |
| 26 | Z5G. 7. 1-1 | 螺塞 | Plug | 6 | |
| 27 | JB982-77 | 垫圈 14 | Washer | 6 | |
| 28 | Z3G. 10. 17A | 钢管 | Tube | 1 | |
| 29 | Z3G. 10. 18A | 钢管 | Tube | 1 | |
| 30 | Z3G. 10. 21 | F型胶管 | "F" Hose | 1 | |
| 31 | Z3G. 10. 16 | F型胶管 | "F" Hose | 1 | |
| 32 | CBGj2100 | 工作泵 | Pump | 1 | |
| 33 | Z3. 10-8 | 纸垫 | Paper Cushion | 1 | |
| 34 | Z3. 10-4 | 接盘 | Joint Disc | 1 | |
| 35 | Z3. 10-5A | 连接轴 | Joint Shaft | 1 | |
| 36 | GB6170-86 | 螺母 M12 | Nut | 8 | |
| 37 | GB93-87 | 垫圈 12 | Lock Washer | 16 | |

31. Z3G. 10A 工作液压系统 Working Hydraulic System

| 标号 Sr. No. | 零件代号 Part No. | 名 称 Part Description | 数量 Q'ty | 备 注 Remark |
|------------------|------------------|---------------------------|------------|---------------|
| 38 | GB5782-86 | 螺栓 M12×55 Bolt | 4 | |
| 39 | GB3452.1-82 | O 型密封圈 47.5×3.55 "O" Ring | 1 | |
| 40 | Z5G.7.2-3 | 分离式法兰 Split Flange | 1 | |
| 41 | GB5783-86 | 螺栓 M12×35 Bolt | 4 | |
| 42 | Z3G.10.23 | 钢管 Tube | 1 | |
| 43 | ZBJ15001-87 | 喉箍 d60 Clamp | 4 | |
| 44 | Z3G.10-6 | 软管 Hose | 1 | |
| 45 | GB5783-86 | 螺栓 M10×25 Bolt | 17 | |
| 46 | GB97.1-85 | 垫圈 10 Washer | 24 | |
| 47 | Z3G.10.15A | 钢管 Tube | 1 | |
| 48 | GB3452.1-82 | O 型密封圈 25×3.55 "O" Ring | 4 | |
| 49 | ZC5G.7.1-1 | 分离式法兰 Split Flange | 4 | |
| 50 | Z3G.10.13A | F 型胶管 "F" Hose | 2 | |
| 51 | Z3G.10.4A | F 型胶管 "F" Hose | 1 | |
| 52 | Z3G.10.14A | F 型胶管 "F" Hose | 1 | |
| 53 | Z3G.10-10 | 支架 Plank | 1 | |
| 54 | Z3G.10.9 | 连接块 Connector | 1 | |
| 55 | Z3G.10.12 | 管夹 Clamp | 1 | |
| 56 | Z3G.10.19 | 回油接头 Joint | 1 | |
| 57 | Z3G.10-5 | 软管 Hose | 1 | |
| 58 | GB5782-86 | 螺栓 M12×140 Bolt | 4 | |
| 59 | GB3452.1-82 | O 型密封圈 42.5×3.55 "O" Ring | 1 | |
| 60 | GB3452.1-82 | O 型密封圈 40×3.55 "O" Ring | 2 | |
| 61 | Z3G.10.25 | D 型胶管 "D" Tube | 1 | |
| 62 | Z3G.10-8 | 支架 Plate | 2 | |
| 63 | Z3G.10-3 | 夹块 Clamp | 2 | |
| 64 | GB5782-86 | 螺栓 M10×40 Bolt | 6 | |
| 65 | GB70-85 | 螺栓 M8×25 Bolt | 6 | |
| 66 | GB93-87 | 垫圈 8 Lock Washer | 6 | |
| 67 | Z3.3-14 | 纸垫 Paper Cushion | 1 | |

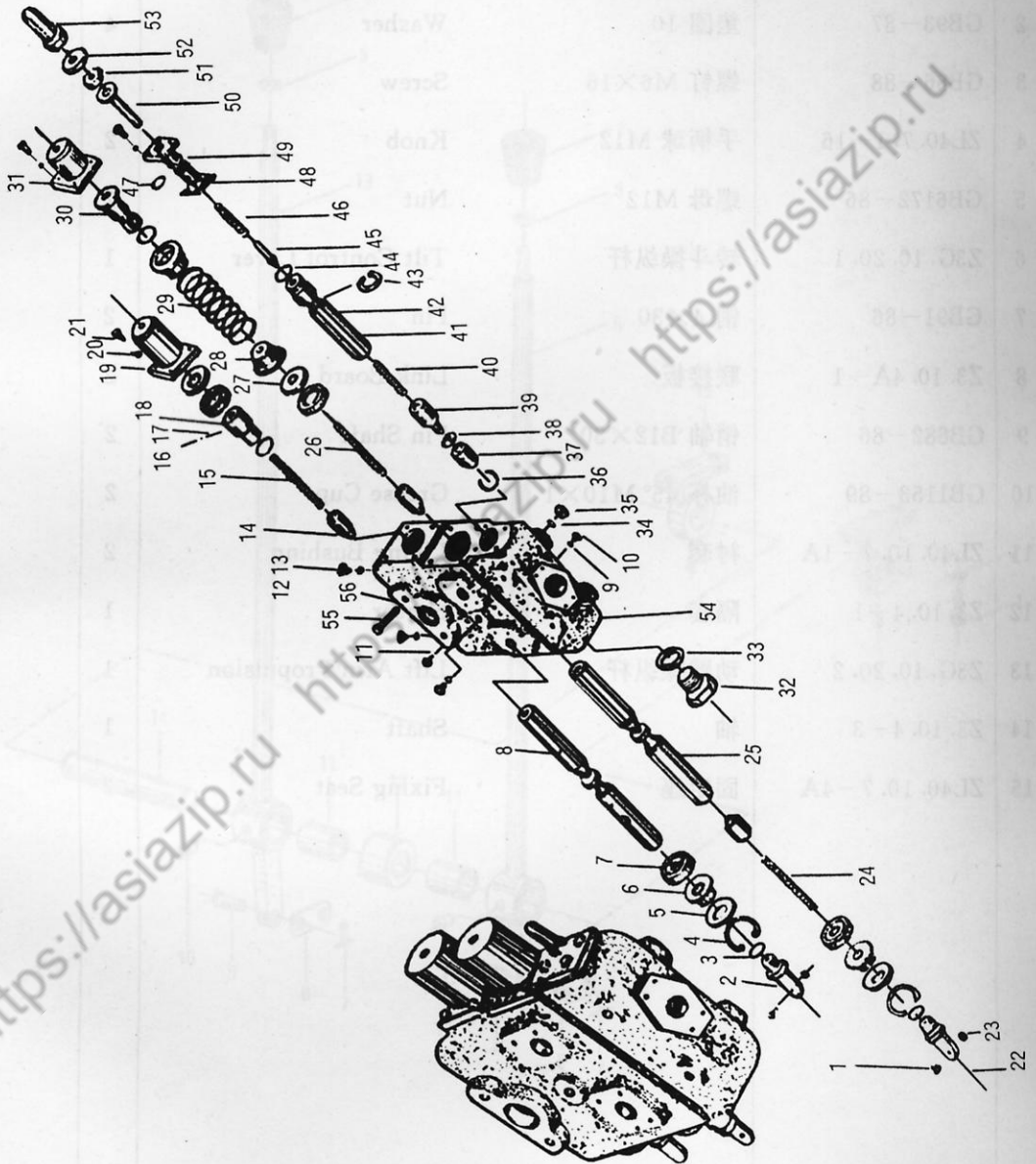
32. Z3G. 10. 20 工作操纵杆系 Working Propulsion Linkage System



32. Z3G. 10. 20 工作操纵杆系 Working Propulsion
Linkage System

| 标号 Sr. No. | 零件代号 Part No. | 名 称 Part Description | 数量 Q'ty | 备 注 Remark |
|------------------|------------------|---------------------------|------------|---------------|
| 1 | GB5783-86 | 螺栓 M10×25 Bolt | 4 | |
| 2 | GB93-87 | 垫圈 10 Washer | 4 | |
| 3 | GB86-88 | 螺钉 M6×16 Screw | 2 | |
| 4 | ZL40. 7. 1-16 | 手柄球 M12 Knob | 2 | |
| 5 | GB6172-86 | 螺母 M12 Nut | 2 | |
| 6 | Z3G. 10. 20. 1 | 转斗操纵杆 Tilt Control Lever | 1 | |
| 7 | GB91-86 | 销 4×30 Pin | 2 | |
| 8 | Z3. 10. 4A-1 | 联接板 Link Board | 2 | |
| 9 | GB882-86 | 销轴 B12×30 Pin Shaft | 2 | |
| 10 | GB1153-89 | 油杯 45° M10×1 Grease Cup | 2 | |
| 11 | ZL40. 10. 7-1A | 衬套 Lining Bushing | 2 | |
| 12 | Z3. 10. 4-1 | 隔套 Spacer | 1 | |
| 13 | Z3G. 10. 20. 2 | 动臂操纵杆 Lift Arm Propulsion | 1 | |
| 14 | Z3. 10. 4-3 | 轴 Shaft | 1 | |
| 15 | ZL40. 10. 7-4A | 固定座 Fixing Seat | 2 | |

33. Z3. 10. 00 分配阀总成 Control Valve Assembly



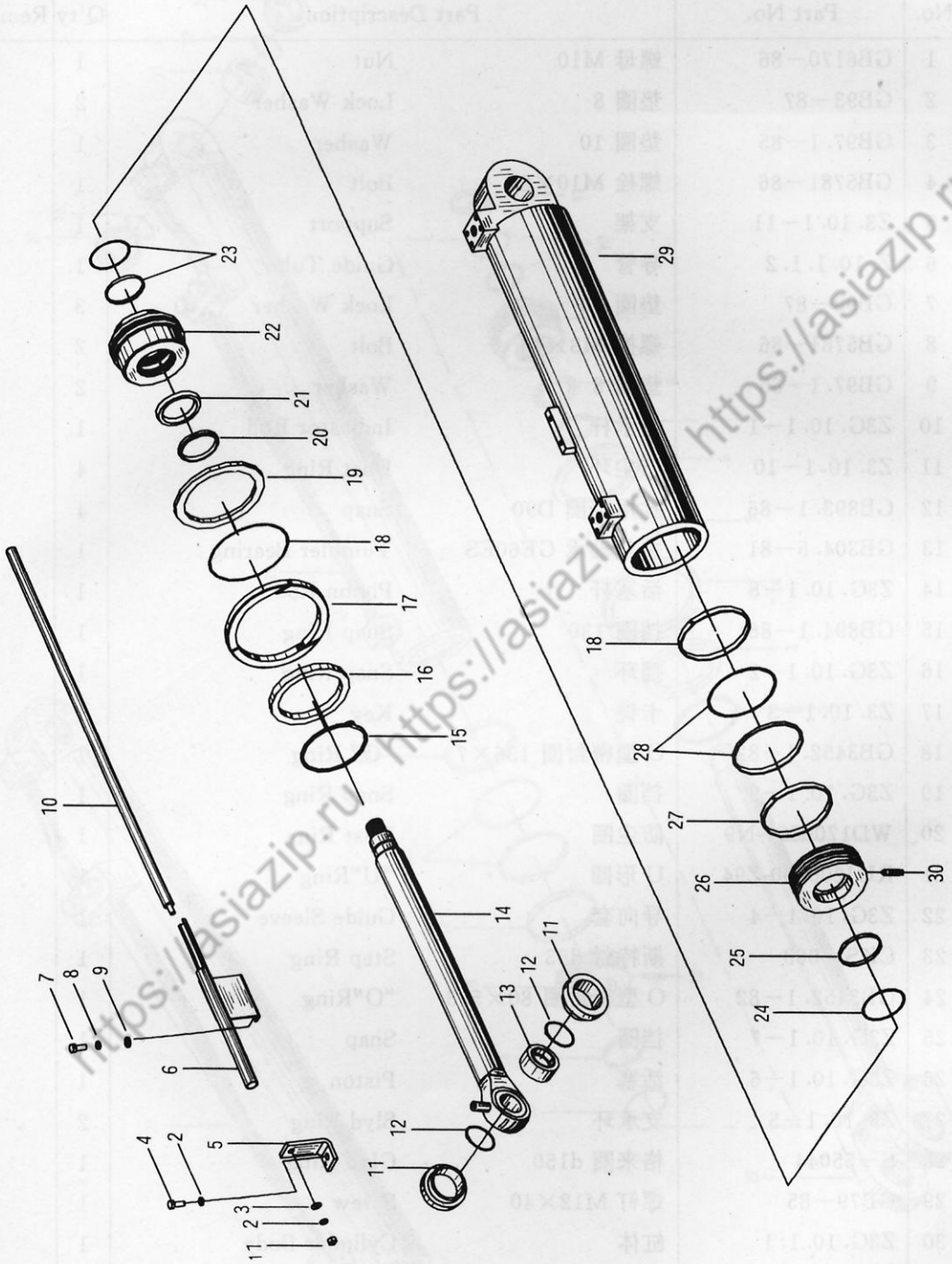
33.Z3.10.00 分配阀总成 Control Valve Assembly

| 标号 Sr. No. | 零件代号 Part No. | 名 称 Part Description | 数量 Q'ty | 备 注 Remark |
|------------------|---------------------------|-------------------------|---------------------|---------------|
| 1 | GB882-86 | 销轴 A12+9×35 | Pin | 2 |
| 2 | | 弹簧座 | Spring Seat | 2 |
| 3 | GB1235-76 | O 型密封圈 28×3.1 | "O" Ring | 4 |
| 4 | | 挡圈 | Snap | 2 |
| 5 | | 防尘圈 | Seal Ring | 2 |
| 6 | GB1235-76 | O 型密封圈 40×3.5 | "O" Ring | 2 |
| 7 | SG35×56×12/ HG4-692-67 | 骨架油封 | Skeleton Oil Seal | 4 |
| 8 | | 动臂滑阀 | Lift Arm Plunger | 1 |
| 9 | GB1235-76 | O 型密封圈 16×2.4 | "O" Ring | 1 |
| 10 | | 螺塞 | Plug | 1 |
| 11 | GB5782-86 | 螺栓 M12×115 | Bolt | 2 |
| 12 | | 螺塞 | Plug | 3 |
| 13 | GB1235-76 | O 型密封圈 24×2.4 | "O" Ring | 3 |
| 14 | | 单向阀 | Check Valve Plunger | 3 |
| 15 | | 弹簧 | Spring | 1 |
| 16 | GB308-64 | 钢球 7/16" | Steel Ball | 2 |
| 17 | | 弹簧 | Spring | 1 |
| 18 | | 弹簧座 | Spring Seat | 1 |
| 19 | | 定位套筒 | Positioning Sleeve | 1 |
| 20 | GB93-87 | 垫圈 8 | Lock Washer | 12 |
| 21 | GB5783-86 | 螺栓 M8×25 | Bolt | 12 |
| 22 | GB91-86 | 开口销 2×20 | Cotter Pin | 2 |
| 23 | GB97.1-85 | 垫圈 12 | Washer | 2 |
| 24 | | 弹簧 | Spring | 1 |
| 25 | | 转斗滑阀 | Tilt Plunger | 1 |
| 26 | | 弹簧 | Spring | 1 |
| 27 | | 垫板 | Washer | 2 |
| 28 | | 弹簧压座 | Spring Gland Seat | 2 |
| 29 | | 回位弹簧 | Return Spring | 1 |
| 30 | | 弹簧座 | Spring Seat | 1 |
| 31 | | 端盖 | End Cover | 1 |

33. Z3. 10. 00 分配阀总成 Control Valve Assembly

| 标号 Sr. No. | 零件代号 Part No. | 名 称 Part Description | 数量 Q'ty | 备 注 Remark |
|------------------|------------------|----------------------------|------------|---------------|
| 32 | | 螺塞 Plug | 2 | |
| 33 | GB1235-76 | O 型密封圈 40×3.1 "O" Ring | 3 | |
| 34 | | 螺塞 Plug | 3 | |
| 35 | GB41-86 | 螺母 M12 Nut | 4 | |
| 36 | GB895-67 | 挡圈 20 Snap | 1 | |
| 37 | | 回油阀芯 Outlet Valve Stem | 1 | |
| 38 | GB1235-76 | O 型密封圈 20×2.4 "O" Ring | 1 | |
| 39 | | 柱塞阀芯 Plunger | 1 | |
| 40 | | 弹簧 Spring | 1 | |
| 41 | | 园柱销 Pin | 1 | |
| 42 | | 安全阀套 Safty Valve Sleeve | 1 | |
| 43 | | 阀座 Valve Seat | 1 | |
| 44 | GB1235-76 | O 型密封圈 24×2.4 "O" Ring | 1 | |
| 45 | | 调整阀芯 Adjustable Valve Stem | 1 | |
| 46 | | 弹簧 Spring | 1 | |
| 47 | GB1235-76 | O 型密封圈 32×3.1 "O" Ring | 1 | |
| 48 | JB982-77 | 垫圈 12 Washer | 2 | |
| 49 | | 压盖 Spring Gland | 1 | |
| 50 | | 调整丝杆 Adjusting Screw | 1 | |
| 51 | | 螺母 Nut | 1 | |
| 52 | | 垫圈 Washer | 2 | |
| 53 | | 锁紧螺母 Lock Nut | 1 | |
| 54 | | 阀体 Valve Body | 1 | |
| 55 | | 螺栓 Bolt | 4 | |
| 56 | GB1235-76 | O 型密封圈 50×3.1 "O" Ring | 1 | |


34. Z3G. 10.1 转斗油缸 Tilt Cylinder



34. Z3G. 10. 1 转斗油缸 Tilt Cylinder

| 标号 Sr. No. | 零件代号 Part No. | 名 称 Part Description | | 数量 Q'ty | 备 注 Remark |
|------------------|------------------|-------------------------|-----------------|------------|---------------|
| 1 | GB6170-86 | 螺母 M10 | Nut | 1 | |
| 2 | GB93-87 | 垫圈 8 | Lock Washer | 2 | |
| 3 | GB97.1-85 | 垫圈 10 | Washer | 1 | |
| 4 | GB5781-86 | 螺栓 M10×20 | Bolt | 1 | |
| 5 | Z3.10.1-11 | 支架 | Support | 1 | |
| 6 | Z.10.1.1.2 | 导管 | Guide Tube | 1 | |
| 7 | GB93-87 | 垫圈 10 | Lock Washer | 3 | |
| 8 | GB5781-86 | 螺栓 M8×16 | Bolt | 2 | |
| 9 | GB97.1-85 | 垫圈 8 | Washer | 2 | |
| 10 | Z3G.10.1-1 | 指示杆 | Indicator Rod | 1 | |
| 11 | Z3.10.1-10 | 防尘环 | Dust Ring | 4 | |
| 12 | GB893.1-86 | 孔用挡圈 D90 | Snap | 4 | |
| 13 | GB304.5-81 | 关节轴承 GE60ES | Tumbler Bearing | 1 | |
| 14 | Z3G.10.1-8 | 活塞杆 | Piston Rod | 1 | |
| 15 | GB894.1-86 | 挡圈 130 | Snap Ring | 1 | |
| 16 | Z3G.10.1-2 | 挡环 | Snap Ring | 1 | |
| 17 | Z3.10.1-3 | 卡键 | Key | 1 | |
| 18 | GB3452.1-82 | O型密封圈 136×7 | "O" Ring | 1 | |
| 19 | Z3G.10.1-9 | 挡圈 | Snap Ring | 1 | |
| 20 | WD1700800-N9 | 防尘圈 | Dust Ring | 1 | |
| 21 | RUJ200800-Z94 | U形圈 | "U" Ring | 1 | |
| 22 | Z3G.10.1-4 | 导向套 | Guide Sleeve | 1 | |
| 23 | CKS-063 | 斯特封 d63 | Step Ring | 1 | |
| 24 | GB3452.1-82 | O型密封圈 80×5.3 | "O" Ring | 1 | |
| 25 | Z3G.10.1-7 | 挡圈 | Snap | 1 | |
| 26 | Z3G.10.1-6 | 活塞 | Piston | 1 | |
| 27 | Z3.10.1-5 | 支承环 | Slyd Ring | 2 | |
| 28 | S-55044 | 格来圈 d150 | Glyd Ring | 1 | |
| 29 | GB79-85 | 螺钉 M12×40 | Screw | 1 | |
| 30 | Z3G.10.1.1 | 缸体 | Cylinder Body | 1 | |

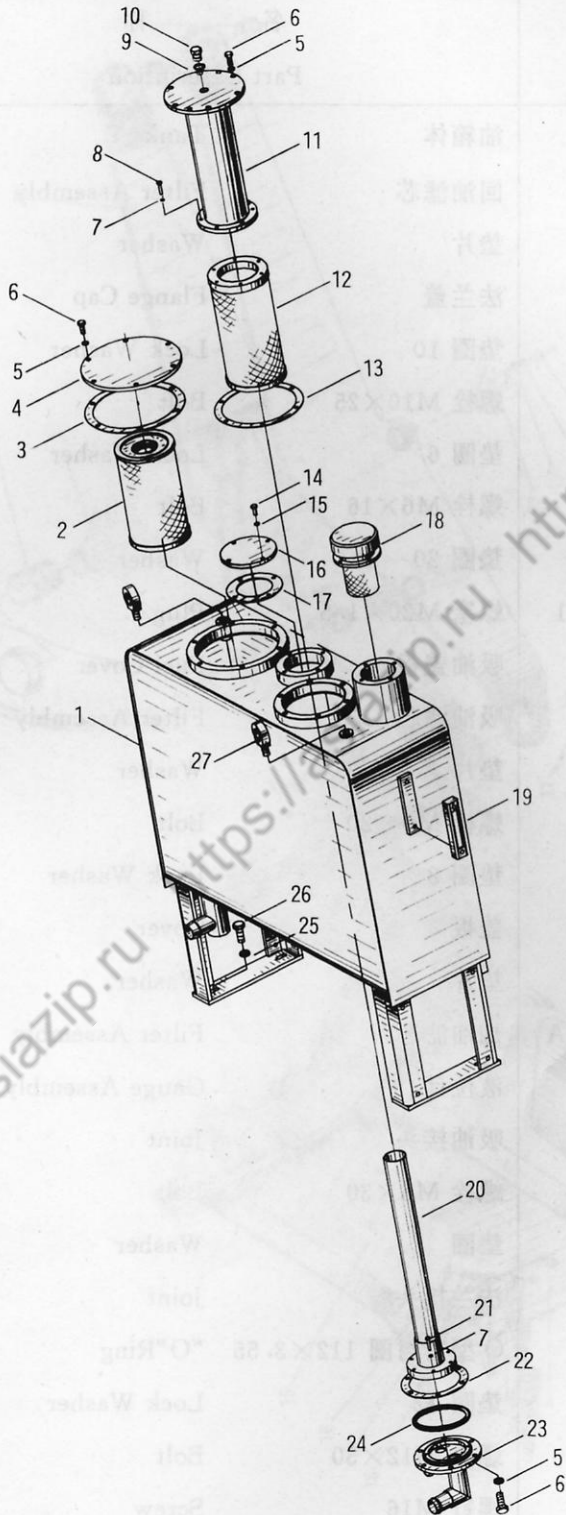
35. Z3G. 10. 2 左右动臂油缸 Left Right Lift Cylinder



35. Z3G. 10. 2 左右动臂油缸 Left Right Lift Cylinder

| 标号 Sr. No. | 零件代号 Part No. | 名 称 Part Description | | 数量 Q'ty | 备注 Remark |
|------------------|------------------|-------------------------|----------------------|------------|--------------|
| 1 | Z3. 10. 2-1 | 活塞杆 | Piston Rod | 1 | |
| 2 | GB894. 1-86 | 挡圈 100 | Snap Ring | 1 | |
| 3 | Z3. 10. 2-1 | 挡环 | Snap Ring | 1 | |
| 4 | Z3. 10. 2-3 | 卡键 | Key | 1 | |
| 5 | GB1235-76 | O 型密封圈 100×5. 7 | "O"Ring | 1 | |
| 6 | Z3G. 10. 2-5 | 挡圈 | Snap Ring | 1 | |
| 7 | WD1700630-N9 | 防尘圈 | Dust Ring | 1 | |
| 8 | RUJ000630-Z94 | U 形圈 | "U"Ring | 1 | |
| 9 | Z3G. 10. 2-2 | 导向套 | Guide Sleeve | 1 | |
| 10 | CKS-063 | 斯特封 d63 | Step Ring | 1 | |
| 11 | Z3. 10. 2-2 | 轴用斯来圈 | Steal Ring | 1 | |
| 12 | GB79-85 | 螺钉 M8×30 | Screw | 1 | |
| 13 | GB1235-76 | O 型密封圈 63×5. 3 | "O"Ring | 1 | |
| 14 | Z3G. 10. 2-4 | 挡圈 | Snap Ring | 1 | |
| 15 | Z3G. 10. 2-3 | 活塞 | Piston | 1 | |
| 16 | Z3. 10. 2-7 | 孔用斯来圈 | Slyd Ring | 2 | |
| 17 | CKW-110 | 格来圈 d110 | Glyd Ring | 1 | |
| 18 | GB893. 1-86 | 挡环 75 | Snap | 2 | |
| 19 | Z3G. 10. 2. 1 | 缸体(右) | Cylinder Body(Right) | 1 | |
| 20 | Z3G. 10. 2-11 | 防尘环 | Dust Ring | 2 | |
| 21 | GB304. 5-81 | 关节轴承 | Tumbler Bearing | 1 | |
| 22 | Z3. 10. 2. 1 | 活塞杆头 | Pistion Rod Head | 1 | |
| 23 | Z3G. 10. 3. 1 | 缸体(左) | Cylinder Body(Left) | 1 | |

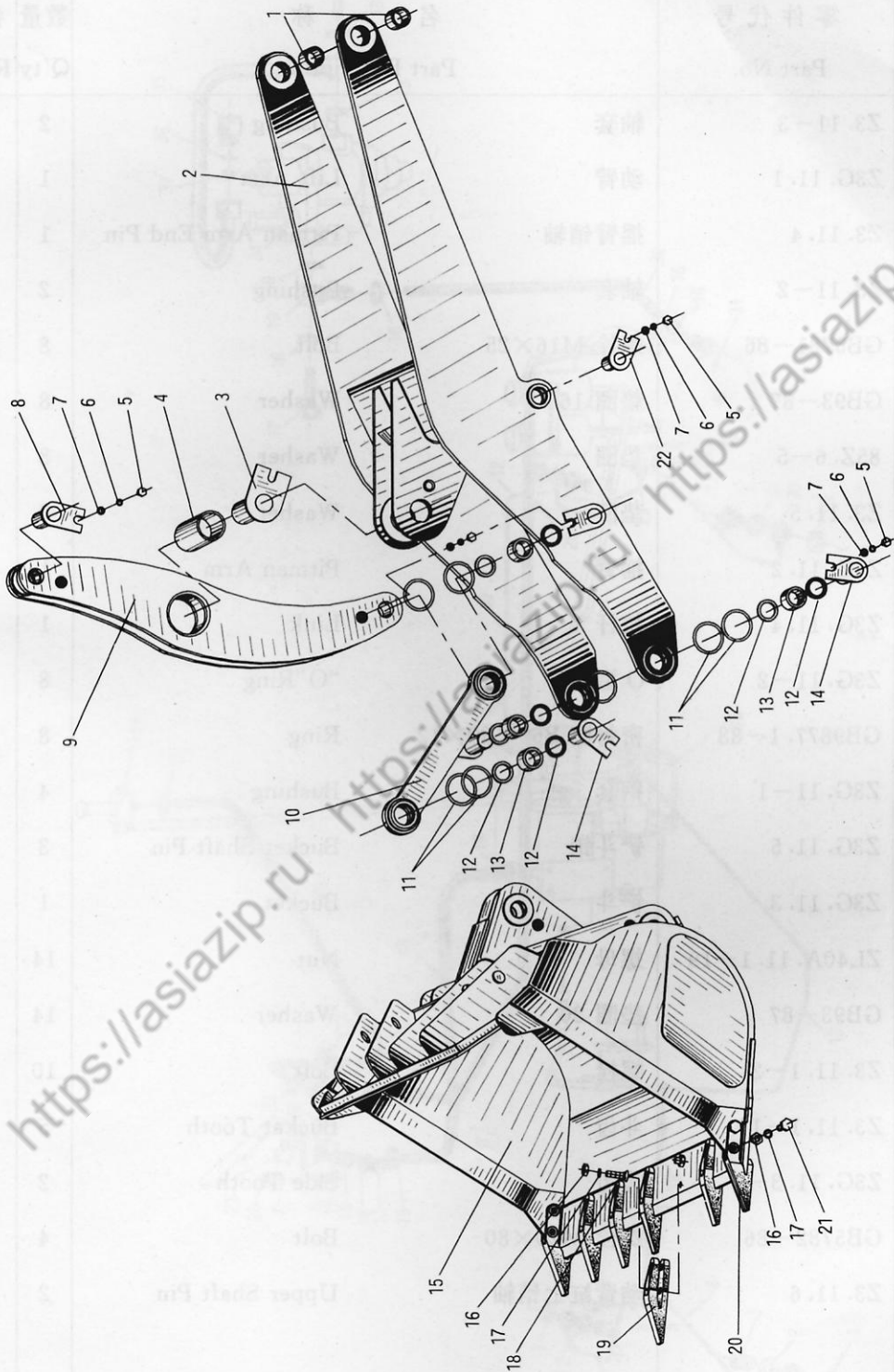
36. Z3G. 10. 22 液压油箱 Hydraulic Tank



36. Z3G. 10. 22 液压油箱 Hydraulic Tank

| 标号 Sr. No. | 零件代号 Part No. | 名 称 Part Description | | 数量 Q'ty | 备 注 Remark |
|------------------|-------------------|-------------------------|----------------------|------------|---------------|
| 1 | Z3G. 10. 22. 1 | 油箱体 | Tank | 1 | |
| 2 | Z3. 10. 6. 4A | 回油滤芯 | Filter Assembly | 1 | |
| 3 | Z3. 10. 6A-5 | 垫片 | Washer | 1 | |
| 4 | Z3. 10. 6-6A | 法兰盖 | Flange Cap | 1 | |
| 5 | GB93-87 | 垫圈 10 | Lock Washer | 18 | |
| 6 | GB5781-86 | 螺栓 M10×25 | Bolt | 18 | |
| 7 | GB93-87 | 垫圈 6 | Lock Washer | 12 | |
| 8 | GB5781-86 | 螺栓 M6×16 | Bolt | 6 | |
| 9 | JB982-77 | 垫圈 20 | Washer | 1 | |
| 10 | ZL50E. 7. 1. 4-1 | 螺塞 M20×1. 5 | Plug | 1 | |
| 11 | Z3G. 10. 22. 2 | 吸油盖板 | Fuel Cover | 1 | |
| 12 | Z3. 10. 6A. 4 | 吸油滤芯 | Filter Assembly | 1 | |
| 13 | Z3. 10. 6A-1 | 垫片 | Washer | 1 | |
| 14 | GB5781-86 | 螺栓 M8×20 | Bolt | 8 | |
| 15 | GB93-87 | 垫圈 8 | Lock Washer | 8 | |
| 16 | Z3. 10. 6A-3 | 盖板 | Cover | 1 | |
| 17 | Z3. 10. 6A-4 | 垫片 | Washer | 1 | |
| 18 | ZL40(X). 1. 3. 5A | 加油滤芯 | Filter Assembly | 1 | |
| 19 | YWZ-127 | 液位计 | Gauge Assembly Level | 1 | |
| 20 | Z3G. 10. 22. 3 | 吸油接头 | Joint | 1 | |
| 21 | GB5781-86 | 螺栓 M6×30 | Bolt | 6 | |
| 22 | Z3G. 10. 22-1 | 垫圈 | Washer | 1 | |
| 23 | Z3G. 10. 22. 4 | 法兰接头 | Joint | 1 | |
| 24 | GB3452. 1-82 | O 型密封圈 112×3. 55 | "O"Ring | 1 | |
| 25 | GB93-87 | 垫圈 12 | Lock Washer | 4 | |
| 26 | GB5781-86 | 螺栓 M12×30 | Bolt | 4 | |
| 27 | GB825-88 | 螺钉 M16 | Screw | 2 | |

37. Z3G. 11 工作装置 Working Device



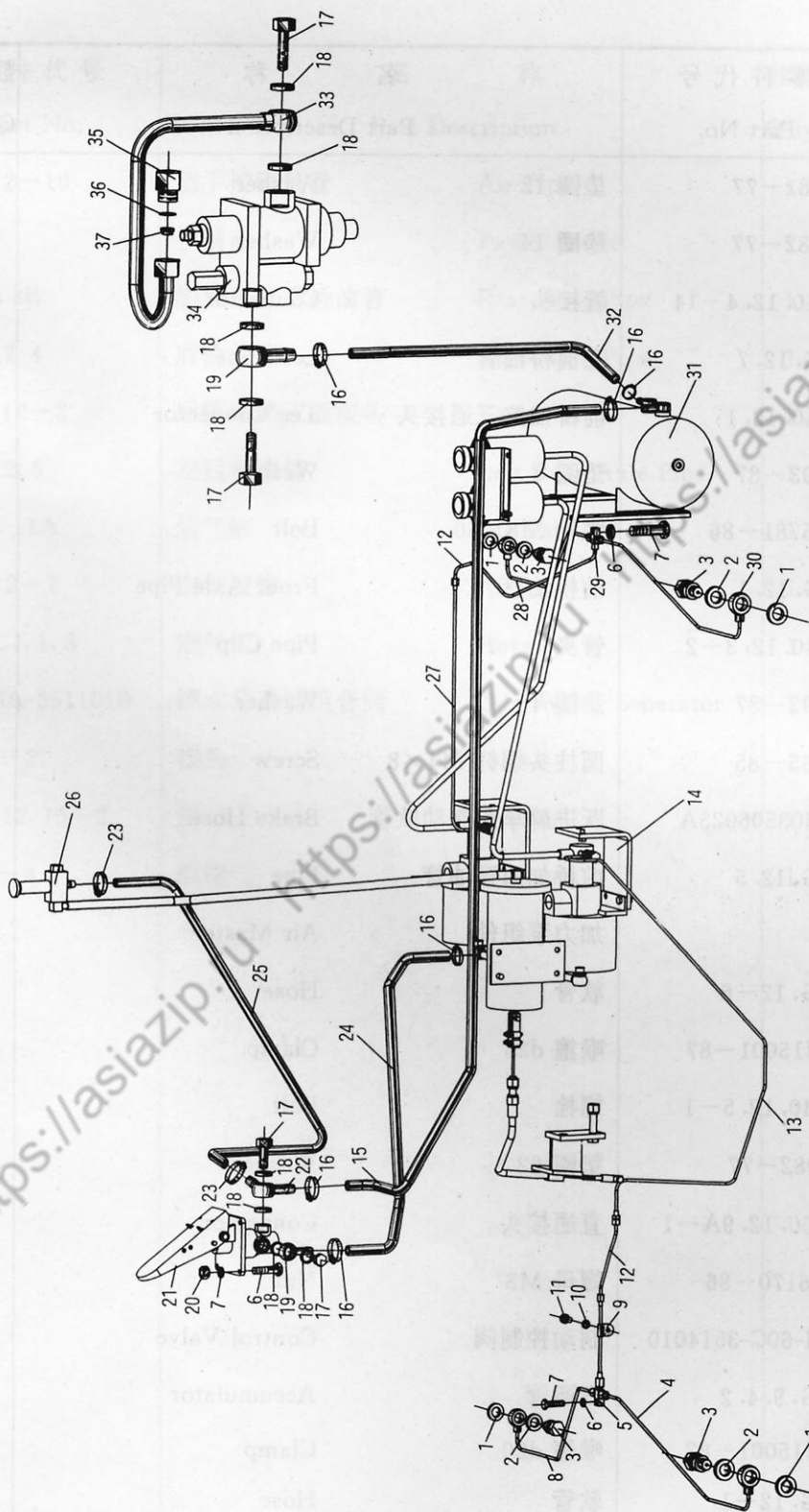
37. Z3G. 11 工作装置 Working Device

| 标号 Sr. No. | 零件代号 Part No. | 名 称 Part Description | 数量 Q'ty | 备 注 Remark |
|------------------|------------------|-------------------------|------------|---------------|
| 1 | Z3. 11-3 | 轴套 Bushing | 2 | |
| 2 | Z3G. 11. 1 | 动臂 Lift Arm | 1 | |
| 3 | Z3. 11. 4 | 摇臂销轴 Pitman Arm End Pin | 1 | |
| 4 | Z3. 11-2 | 轴套 Bushing | 2 | |
| 5 | GB5781-86 | 螺栓 M16×25 Bolt | 8 | |
| 6 | GB93-87 | 垫圈 16 Washer | 8 | |
| 7 | 85Z. 6-5 | 垫圈 Washer | 8 | |
| 8 | Z3. 11. 5 | 垫圈 Washer | 8 | |
| 9 | Z3G. 11. 2 | 摇臂 Pitman Arm | 1 | |
| 10 | Z3G. 11. 4 | 拉杆 Link | 1 | |
| 11 | Z3G. 11-2 | O 型圈 "O" Ring | 8 | |
| 12 | GB9877. 1-88 | 密封圈 B60×80×12 Ring | 8 | |
| 13 | Z3G. 11-1 | 钢套 Bushing | 4 | |
| 14 | Z3G. 11. 5 | 铲斗销 Bucket Shaft Pin | 3 | |
| 15 | Z3G. 11. 3 | 铲斗 Bucket | 1 | |
| 16 | ZL40A. 11. 1-19 | 螺母 Nut | 14 | |
| 17 | GB93-87 | 垫圈 20 Washer | 14 | |
| 18 | Z3. 11. 1-2 | 螺栓 Bolt | 10 | |
| 19 | Z3. 11. 1-1 | 斗齿 Bucket Tooth | 5 | |
| 20 | Z3G. 11. 3-1 | 边齿 Side Tooth | 2 | |
| 21 | GB5782-86 | 螺栓 M20×80 Bolt | 4 | |
| 22 | Z3. 11. 6 | 动臂缸上销轴 Upper Shaft Pin | 2 | |

37. Z3G. 11 工作装置 Working Device

| 标号 Sr. No. | 零件代号 Part No. | 名 称 Part Description | 数量 Q'ty | 备 注 Remark |
|------------------|------------------|-------------------------|------------|---------------|
| 1 | Z3. 11-3 | 轴套 Bushing | 2 | |
| 2 | Z3G. 11. 1 | 动臂 Lift Arm | 1 | |
| 3 | Z3. 11. 4 | 摇臂销轴 Pitman Arm End Pin | 1 | |
| 4 | Z3. 11-2 | 轴套 Bushing | 2 | |
| 5 | GB5781-86 | 螺栓 M16×25 Bolt | 8 | |
| 6 | GB93-87 | 垫圈 16 Washer | 8 | |
| 7 | 85Z. 6-5 | 垫圈 Washer | 8 | |
| 8 | Z3. 11. 5 | 垫圈 Washer | 8 | |
| 9 | Z3G. 11. 2 | 摇臂 Pitman Arm | 1 | |
| 10 | Z3G. 11. 4 | 拉杆 Link | 1 | |
| 11 | Z3G. 11-2 | O 型圈 "O" Ring | 8 | |
| 12 | GB9877. 1-88 | 密封圈 B60×80×12 Ring | 8 | |
| 13 | Z3G. 11-1 | 钢套 Bushing | 4 | |
| 14 | Z3G. 11. 5 | 铲斗销 Bucket Shaft Pin | 3 | |
| 15 | Z3G. 11. 3 | 铲斗 Bucket | 1 | |
| 16 | ZL40A. 11. 1-19 | 螺母 Nut | 14 | |
| 17 | GB93-87 | 垫圈 20 Washer | 14 | |
| 18 | Z3. 11. 1-2 | 螺栓 Bolt | 10 | |
| 19 | Z3. 11. 1-1 | 斗齿 Bucket Tooth | 5 | |
| 20 | Z3G. 11. 3-1 | 边齿 Side Tooth | 2 | |
| 21 | GB5782-86 | 螺栓 M20×80 Bolt | 4 | |
| 22 | Z3. 11. 6 | 动臂缸上销轴 Upper Shaft Pin | 2 | |

38. Z3G.12 制动系统 Brake System



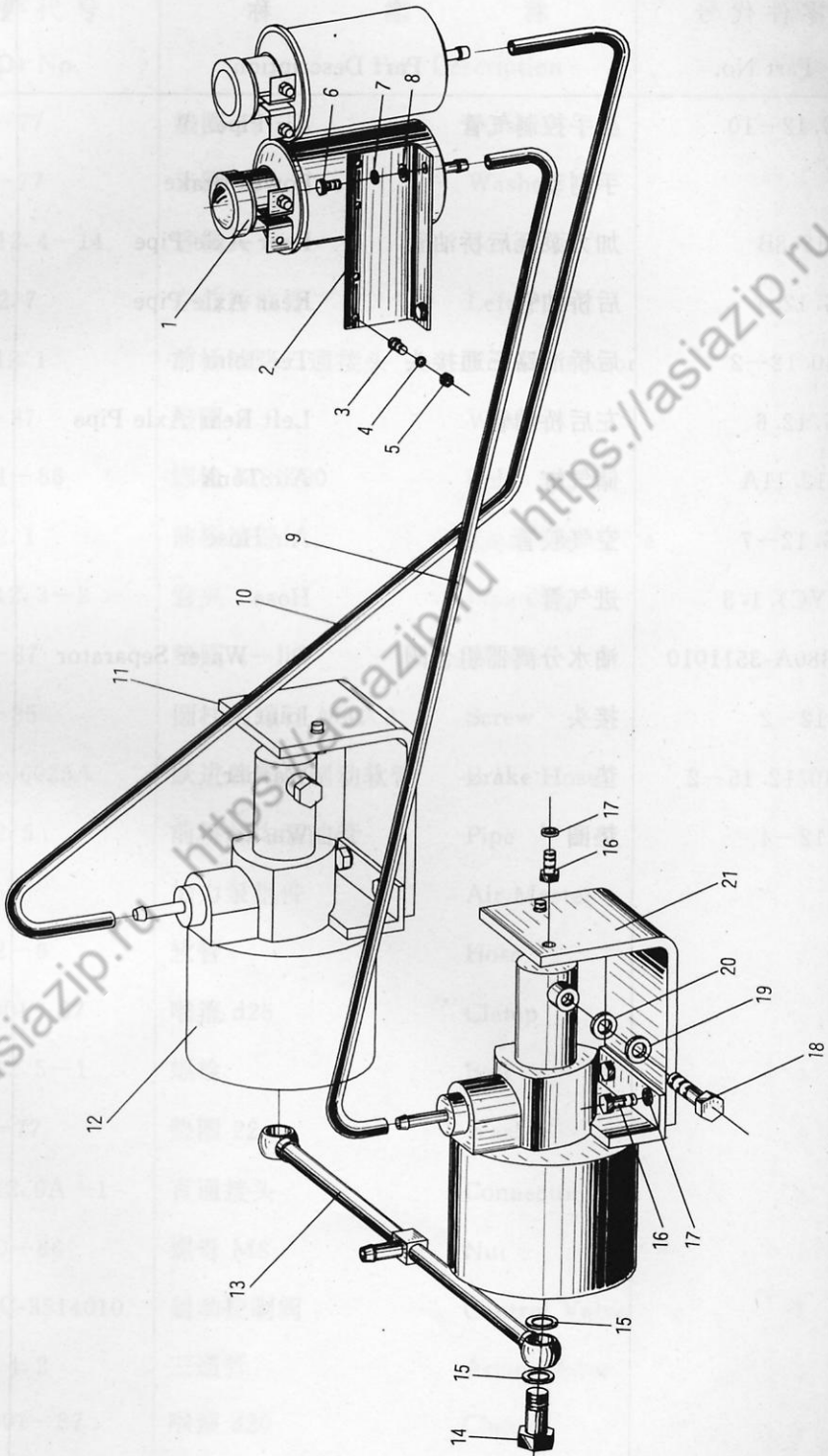
38. Z3G. 12 制动系统 Brake System

| 标号 Sr. No. | 零件代号 Part No. | 名 称 Part Description | | 数量 Q'ty | 备 注 Remark |
|------------------|------------------|-------------------------|-----------------|------------|---------------|
| 1 | JB982-77 | 垫圈 12 | Washer | 4 | |
| 2 | JB982-77 | 垫圈 14 | Washer | 4 | |
| 3 | ZL40.12.4-14 | 管接头 | Connector | 4 | |
| 4 | Z3G.12.7 | 左前桥油管 | Left Pipe | 1 | |
| 5 | ZL40.12.1 | 前桥油路三通接头 | Tee Connector | 1 | |
| 6 | GB93-87 | 垫圈 8 | Washer | 6 | |
| 7 | GB5781-86 | 螺栓 M8×30 | Bolt | 6 | |
| 8 | Z3G.12.1 | 前桥油管 | Front Axle Pipe | 1 | |
| 9 | ZL40.12.3-2 | 管夹 | Pipe Clip | 4 | |
| 10 | GB93-87 | 垫圈 4 | Washer | 4 | |
| 11 | GB65-85 | 圆柱头螺钉 M4×8 | Screw | 4 | |
| 12 | NJ303506025A | 跃进牌车用制动软管 | Brake Hose | 2 | |
| 13 | Z3G.12.5 | 前桥加力泵油管 | Pipe | 1 | |
| 14 | | 加力泵组件 | Air Master | 1 | |
| 15 | Z3G.12-6 | 软管 | Hose | 1 | |
| 16 | ZBJ15001-87 | 喉箍 d25 | Clamp | 6 | |
| 17 | ZL40.12.5-1 | 螺栓 | Bolt | 4 | |
| 18 | JB982-77 | 垫圈 22 | Washer | 8 | |
| 19 | ZL50.12.9A-1 | 直通接头 | Connector | 2 | |
| 20 | GB6170-86 | 螺母 M8 | Nut | 4 | |
| 21 | XM-60C-3514010 | 制动控制阀 | Control Valve | 1 | |
| 22 | Z5G.9.4.2 | 三通管 | Accumulator | 1 | |
| 23 | ZBJ15001-87 | 喉箍 d20 | Clamp | 2 | |
| 24 | Z3G.12-1 | 软管 | Hose | 1 | |

38. Z3G. 12 制动系统 Brake System

| 标号 Sr. No. | 零件代号 Part No. | 名 称 Part Description | 数量 Q'ty | 备 注 Remark |
|------------------|------------------|-----------------------------------|------------|---------------|
| 25 | Z3G. 12-10 | 至手控制气管 Air Pipe | 1 | |
| 26 | | 手制动 Power Brake | 1 | |
| 27 | Z3. 12. 8B | 加力泵至后桥油管 Rear Axle Pipe | 1 | |
| 28 | Z3G. 12. 4 | 后桥油管 Rear Axle Pipe | 1 | |
| 29 | ZL40. 12-2 | 后桥油路三通接头 Tee Joint | 1 | |
| 30 | Z3G. 12. 6 | 左后桥油管 Left Rear Axle Pipe | 1 | |
| 31 | Z3. 12. 11A | 储气缸 Air Tank | 1 | |
| 32 | Z3G. 12-7 | 空气胶管 Air Hose | 1 | |
| 33 | Z3(YC). 1. 3 | 进气管 Hose | 1 | |
| 34 | SH380A-3511010 | 油水分离器组合阀 Oil-Water Separator | 1 | |
| 35 | Z3. 12-2 | 接头 Joint | 1 | |
| 36 | ZL40. 12. 15-2 | 垫 Washer | 1 | |
| 37 | Z3. 12-4 | 垫圈 Washer | 1 | |

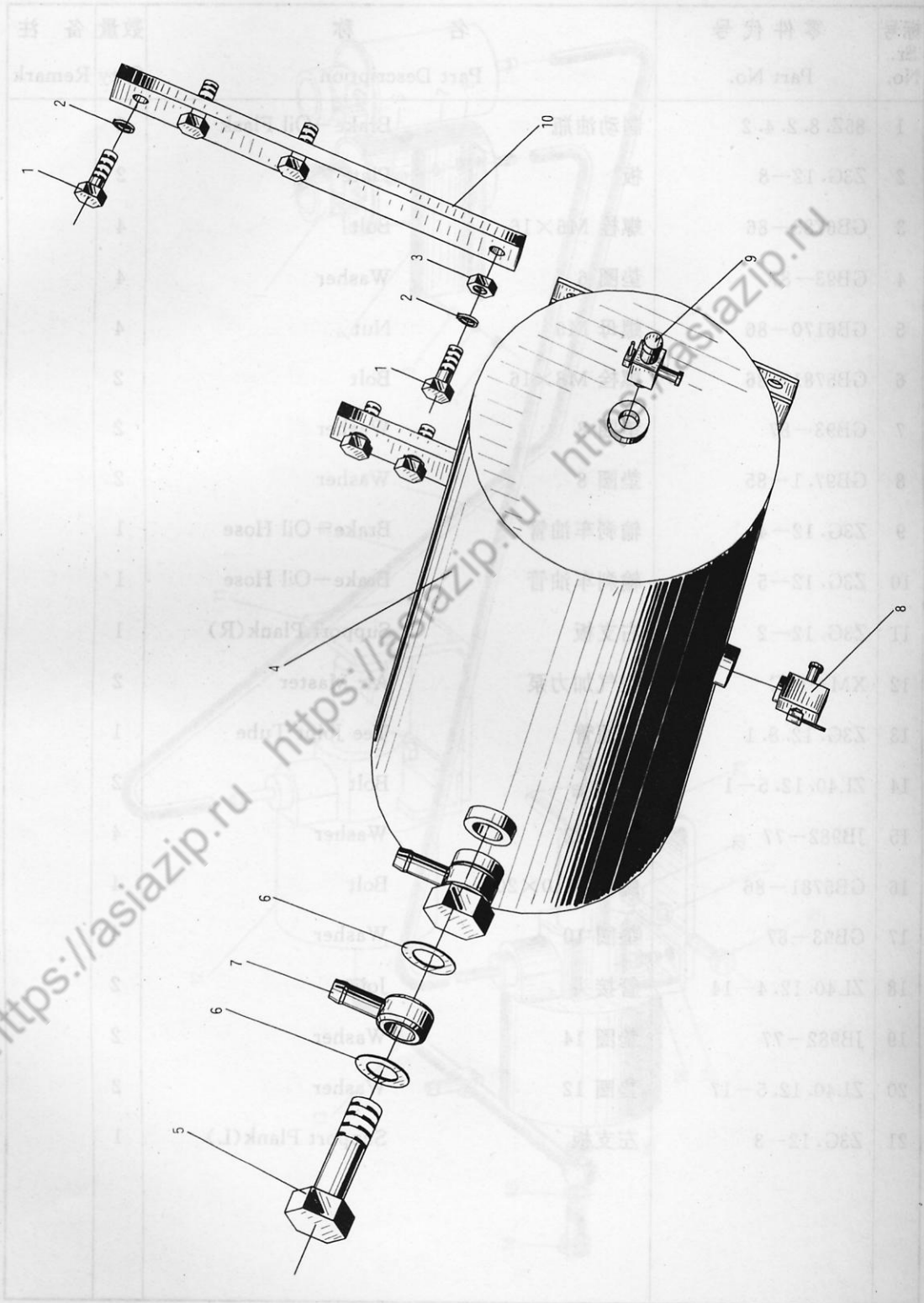
39. Z3G. 12. 8 加力泵组 Air Master Unit



39. Z3G. 12. 8 加力泵组 Air Master Unit

| 标号 Sr. No. | 零件代号 Part No. | 名 称 Part Description | 数量 Q'ty | 备 注 Remark |
|------------------|------------------|-------------------------|------------|---------------|
| 1 | 85Z. 8. 2. 4. 2 | 制动油瓶 Brake—Oil Flask | 2 | |
| 2 | Z3G. 12—8 | 板 Plate | 2 | |
| 3 | GB6783—86 | 螺栓 M6×16 Bolt | 4 | |
| 4 | GB93—87 | 垫圈 6 Washer | 4 | |
| 5 | GB6170—86 | 螺母 M6 Nut | 4 | |
| 6 | GB5781—86 | 螺栓 M8×16 Bolt | 2 | |
| 7 | GB93—87 | 垫圈 8 Washer | 2 | |
| 8 | GB97. 1—85 | 垫圈 8 Washer | 2 | |
| 9 | Z3G. 12—4 | 输刹车油管 Brake—Oil Hose | 1 | |
| 10 | Z3G. 12—5 | 输刹车油管 Brake—Oil Hose | 1 | |
| 11 | Z3G. 12—2 | 右支板 Support Plank(R) | 1 | |
| 12 | XM—60C | 空气加力泵 Air Master | 2 | |
| 13 | Z3G. 12. 8. 1 | 三通管 Tee Joint Tube | 1 | |
| 14 | ZL40. 12. 5—1 | 螺栓 Bolt | 2 | |
| 15 | JB982—77 | 垫圈 22 Washer | 4 | |
| 16 | GB5781—86 | 螺栓 M10×20 Bolt | 4 | |
| 17 | GB93—87 | 垫圈 10 Washer | 4 | |
| 18 | ZL40. 12. 4—14 | 管接头 Joint | 2 | |
| 19 | JB982—77 | 垫圈 14 Washer | 2 | |
| 20 | ZL40. 12. 5—17 | 垫圈 12 Washer | 2 | |
| 21 | Z3G. 12—3 | 左支板 Support Plank(L) | 1 | |

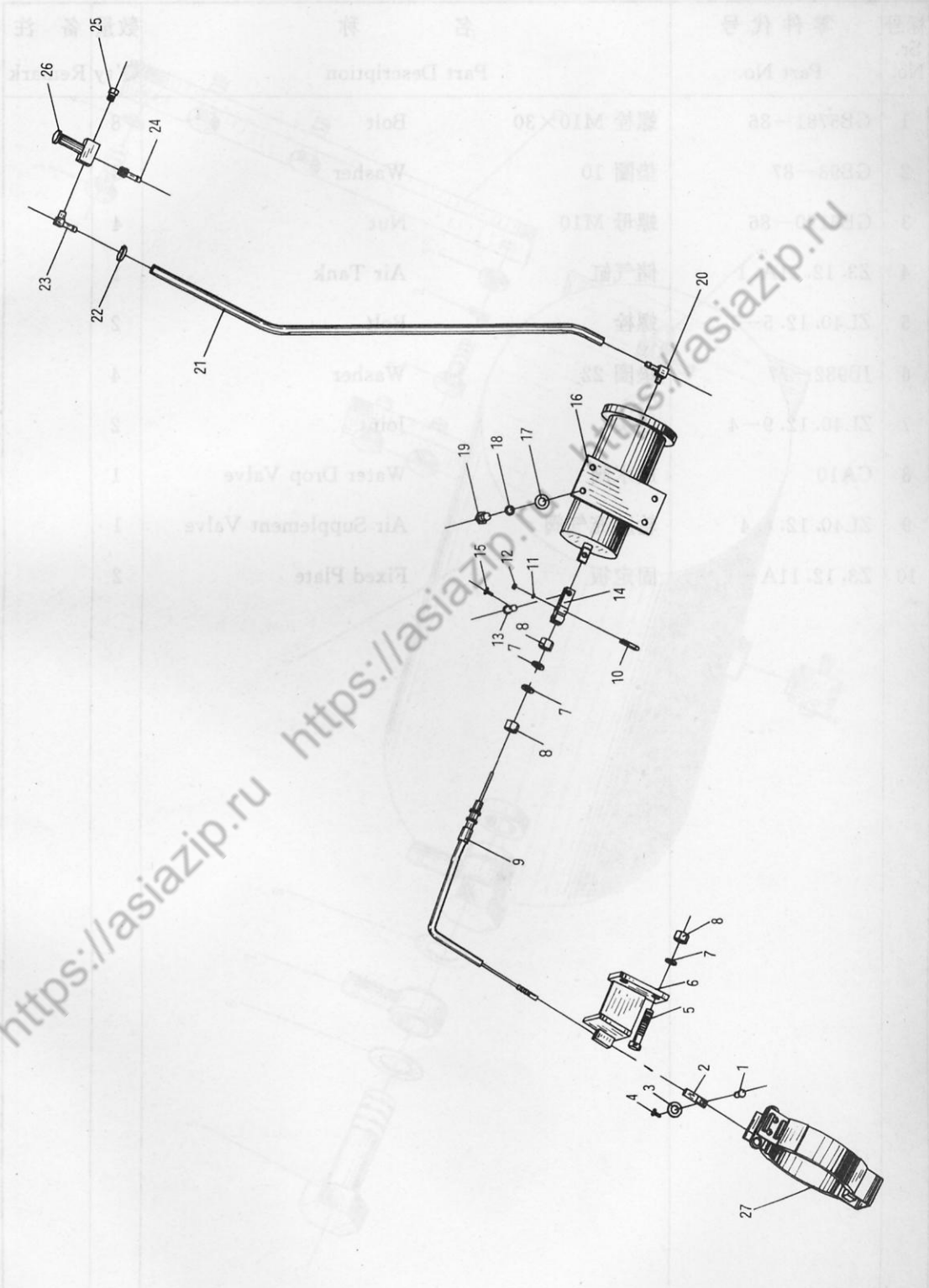
40. Z3. 12. 11A 储气缸 Air Tank



40. Z3. 12. 11A 储气缸 Air Tank

| 标号 Sr. No. | 零件代号 Part No. | 名 称 Part Description | | 数量 Q'ty | 备注 Remark |
|------------------|------------------|-------------------------|----------------------|------------|--------------|
| 1 | GB5781-86 | 螺栓 M10×30 | Bolt | 8 | |
| 2 | GB93-87 | 垫圈 10 | Washer | 8 | |
| 3 | GB6170-86 | 螺母 M10 | Nut | 4 | |
| 4 | Z3. 12. 11A. 1 | 储气缸 | Air Tank | 1 | |
| 5 | ZL40. 12. 5-1 | 螺栓 | Bolt | 2 | |
| 6 | JB982-77 | 垫圈 22 | Washer | 4 | |
| 7 | ZL40. 12. 9-4 | 接头 | Joint | 2 | |
| 8 | CA10 | 放水阀 | Water Drop Valve | 1 | |
| 9 | ZL40. 12. 6. 4 | 轮胎充气阀 | Air Supplement Valve | 1 | |
| 10 | Z3. 12. 11A-1 | 固定板 | Fixed Plate | 2 | |

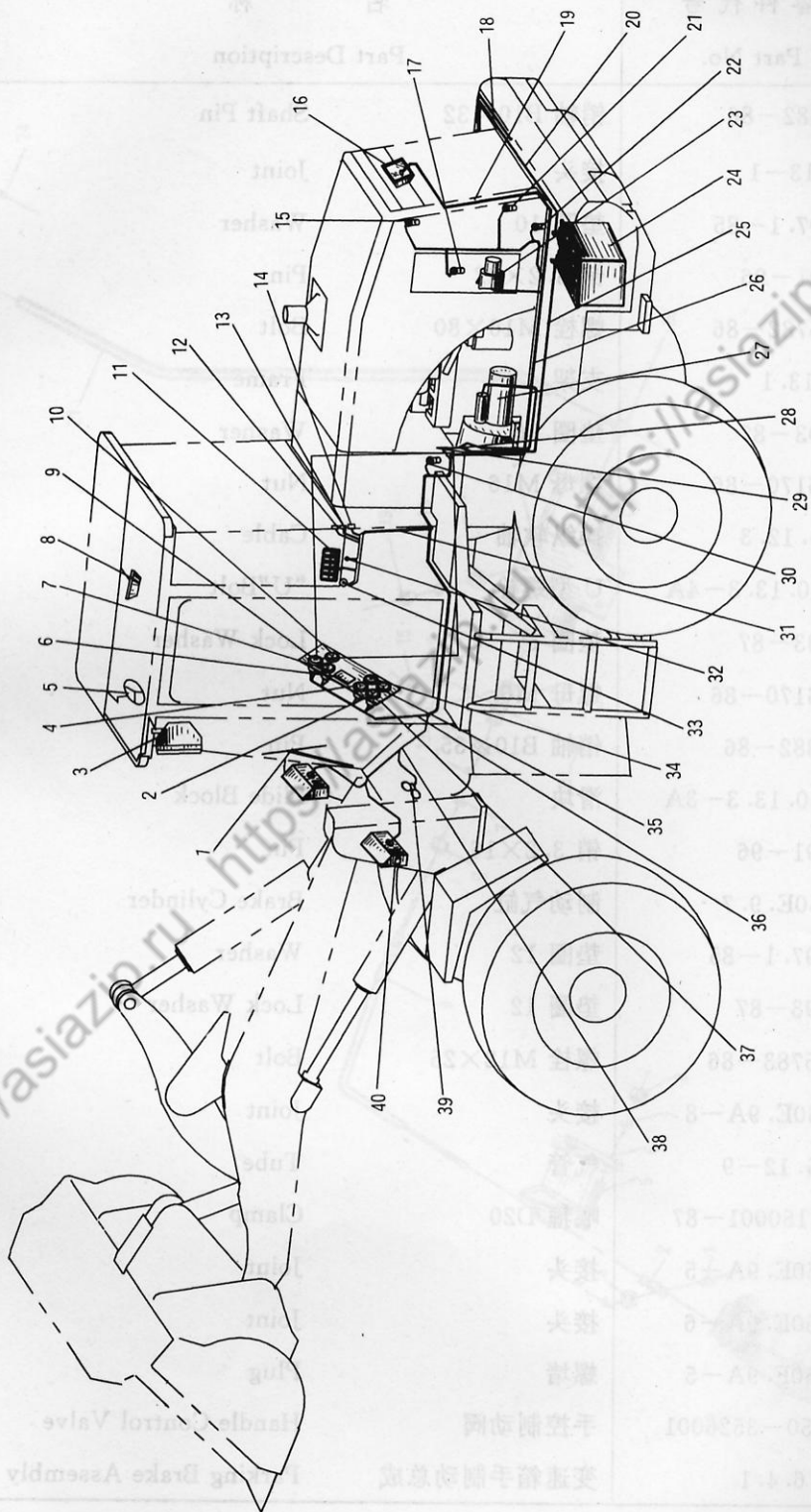
41. Z3G. 12 手制动总成 Parking Brake Assembly



41. Z3G. 12 手制动总成 Parking Brake Assembly

| 标号 Sr. No. | 零件代号 Part No. | 名 称 Part Description | 数量 Q'ty | 备 注 Remark |
|------------------|------------------|---|------------|---------------|
| 1 | GB882-86 | 销轴 B10×32 Shaft Pin | 1 | |
| 2 | Z3. 13-1 | 接头 Joint | 1 | |
| 3 | GB97. 1-85 | 垫圈 10 Washer | 1 | |
| 4 | GB91-96 | 销 3.2×22 Pin | 1 | |
| 5 | GB5782-86 | 螺栓 M16×80 Bolt | 2 | |
| 6 | Z3. 13. 1 | 支架 Frame | 1 | |
| 7 | GB93-87 | 垫圈 16 Washer | 4 | |
| 8 | GB6170-86 | 螺母 M16 Nut | 4 | |
| 9 | Z3G. 12. 3 | 操纵软轴 Cable | 1 | |
| 10 | ZL40. 13. 3-4A | U型螺栓 "U"Bolt | 2 | |
| 11 | GB93-87 | 垫圈 6 Lock Washer | 4 | |
| 12 | GB6170-86 | 螺母 M6 Nut | 4 | |
| 13 | GB882-86 | 销轴 B10×35 Pin | 1 | |
| 14 | ZL40. 13. 3-3A | 滑块 Slide Block | 1 | |
| 15 | GB91-96 | 销 3.2×16 Pin | 1 | |
| 16 | ZL50E. 9. 7 | 制动气缸 Brake Cylinder | 1 | |
| 17 | GB97. 1-85 | 垫圈 12 Washer | 4 | |
| 18 | GB93-87 | 垫圈 12 Lock Washer | 4 | |
| 19 | GB5783-86 | 螺栓 M12×25 Bolt | 4 | |
| 20 | ZL50E. 9A-8 | 接头 Joint | 1 | |
| 21 | Z3G. 12-9 | 气管 Tube | 1 | |
| 22 | ZBJ150001-87 | 喉箍 D20 Clamp | 2 | |
| 23 | ZL50E. 9A-5 | 接头 Joint | 1 | |
| 24 | ZL50E. 9A-6 | 接头 Joint | 1 | |
| 25 | ZL50F. 9A-5 | 螺堵 Plug | 1 | |
| 26 | QZ50-3526001 | 手控制动阀 Handle Control Valve | 1 | |
| 27 | Z3. 6. 4. 1 | 变速箱手制动总成 Parking Brake Assembly | 1 | |

42. Z3G.14 电气系统 Electrical System



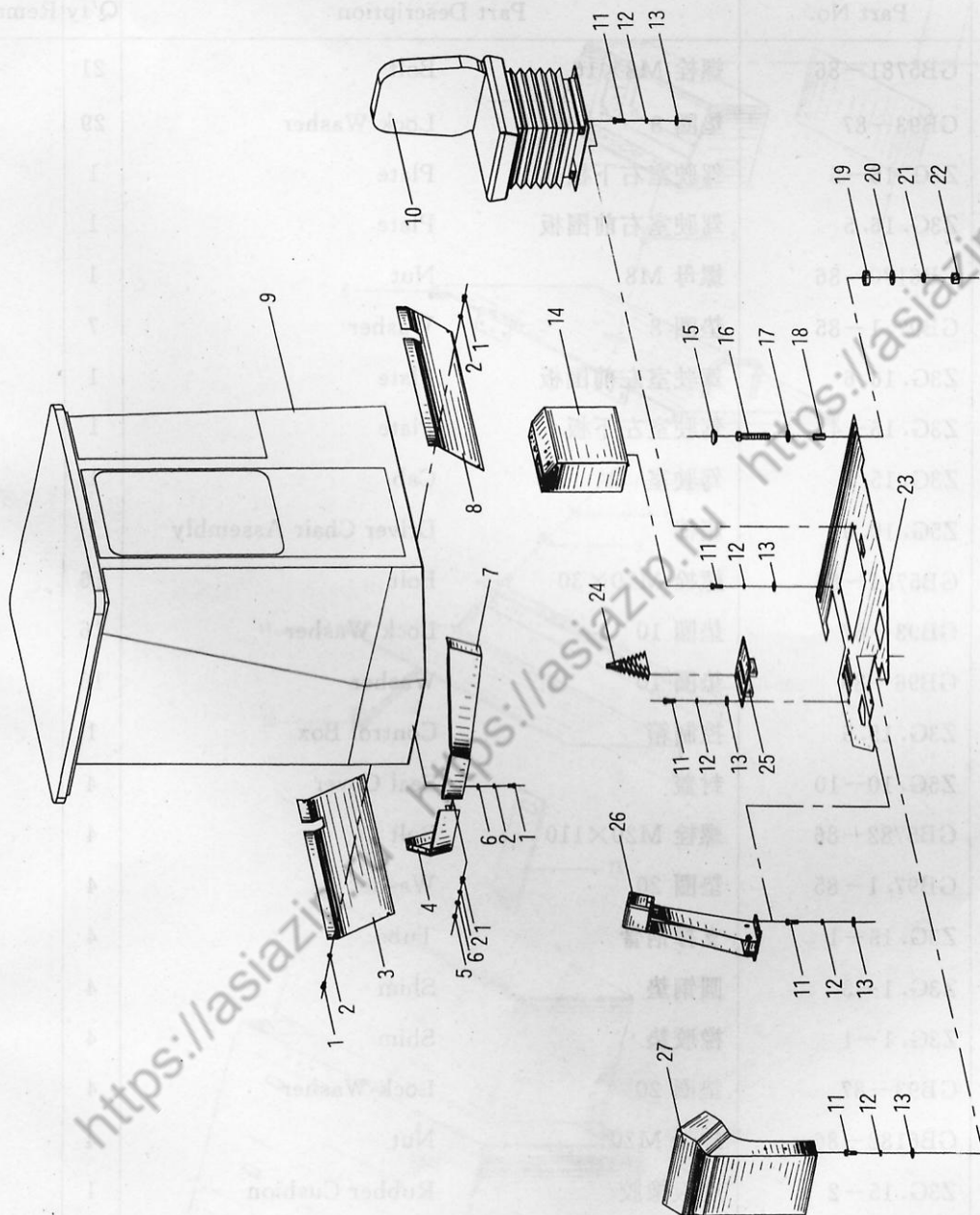
42. Z3G. 14 电气系统 Electrical System

| 序号 Sr. No. | 零件代号 Part No. | 名称 Part Description | 数量 Q'ty | 备注 Remark |
|------------------|------------------|------------------------------------|------------|--------------|
| 1 | ZD2312 | 雨刮器 Wiper | 1 | |
| 2 | YY242A3 | 发动机油压表 Engine Oil Pressure Meter | 1 | |
| 3 | 小松工作灯 | 工作大灯 Working Lamp | 4 | |
| 4 | SW242A | 水温表 Water Temperature Meter | 1 | |
| 5 | ZDS-200 | 电风扇 Fan | 1 | |
| 6 | 8SQZ-30E | 指示灯组 Signal Lamp | 1 | |
| 7 | YY242C | 气压表 Air Pressure Meter | 1 | |
| 8 | CS130 | 室内顶灯 Head Lamp | 1 | |
| 9 | YW242B | T/M 油温表 T/M Oil Temperature Meter | 1 | |
| 10 | RY242A | 燃油表 Fuel Meter | 1 | |
| 11 | JK932-50G | 翘板开关 Sw. | 1 | |
| 12 | FM221 | 蜂鸣器 Warning Buzzer | 1 | |
| 13 | SG227B | 闪光器 Flasher | 1 | |
| 14 | BX508 | 保险丝盒 Fuse Box | 1 | |
| 15 | YG2221C | 发动机油压传感器 Engine Oil Pressure Meter | 1 | |
| 16 | WD134-1 | 后大灯 Rear Flood Lamp | 1 | |
| 17 | WG1371 | 温度传感器 Temperature Meter | 1 | |
| 18 | Z3G. 14. 3 | 蓄电池搭铁线 Ground Wire | 1 | |
| 19 | Z3G. 14. 1 | 后灯线束 Tail Lamp Wire Assembly | 1 | |
| 20 | Z3G. 14. 4 | 蓄电池连线 Battery Link Wire | 1 | |
| 21 | YG2221C2 | 气压传感器 Air Pressure Sensor | 1 | |
| 22 | RG1163M13 | 燃油传感器 Fuel Sensor | 1 | |
| 23 | FDJ | 发电机 Alternator | 1 | |
| 24 | 6-QA-180 | 蓄电池 Battery | 2 | |

42. Z3G. 14 电气系统 Electrical System

| 标号 Sr. No. | 零件代号 Part No. | 名 称 Part Description | 数量 Q'ty | 备注 Remark |
|------------------|------------------|----------------------------------|------------|--------------|
| 25 | Z3G. 14. 6 | 开关—马达线 Sw. —Startor Wire | 1 | |
| 26 | Z3G. 14. 7 | 后车架线束 Rear Chassis Wire Assembly | 1 | |
| 27 | MD | 马达 Startor | 1 | |
| 28 | DK2312A | 电源总开关 Battery Relay | 1 | |
| 29 | JFT245A—28V | 调节器 Regulator | 1 | |
| 30 | WG1371D | 温度传感器 Temperature Sensor | 1 | |
| 31 | Z3G. 14. 2 | 右箱线束 Right Box Wire Assembly | 1 | |
| 32 | JK114 | 雨刮开关 Sw. | 1 | |
| 33 | 08086—10000 | 钥匙开关 Wiper | 1 | |
| 34 | DY242A | 电压表 Engine Oil Pressure Meter | 1 | |
| 35 | QJT5 | 积时表 Working Lamp | 1 | |
| 36 | Z3G. 14. 9 | 仪表盘线束 Water Temperature Meter | 1 | |
| 37 | Z3G. 14—1 | 仪表板 Instrument Plate | 1 | |
| 38 | Z3G. 14. 8 | 前车架线束 Signal Lamp | 1 | |
| 39 | DL50G(D)—24 | 喇叭 Horn | 1 | |
| 40 | TCM 转向灯 | 前小灯 Head Lamp | 2 | |

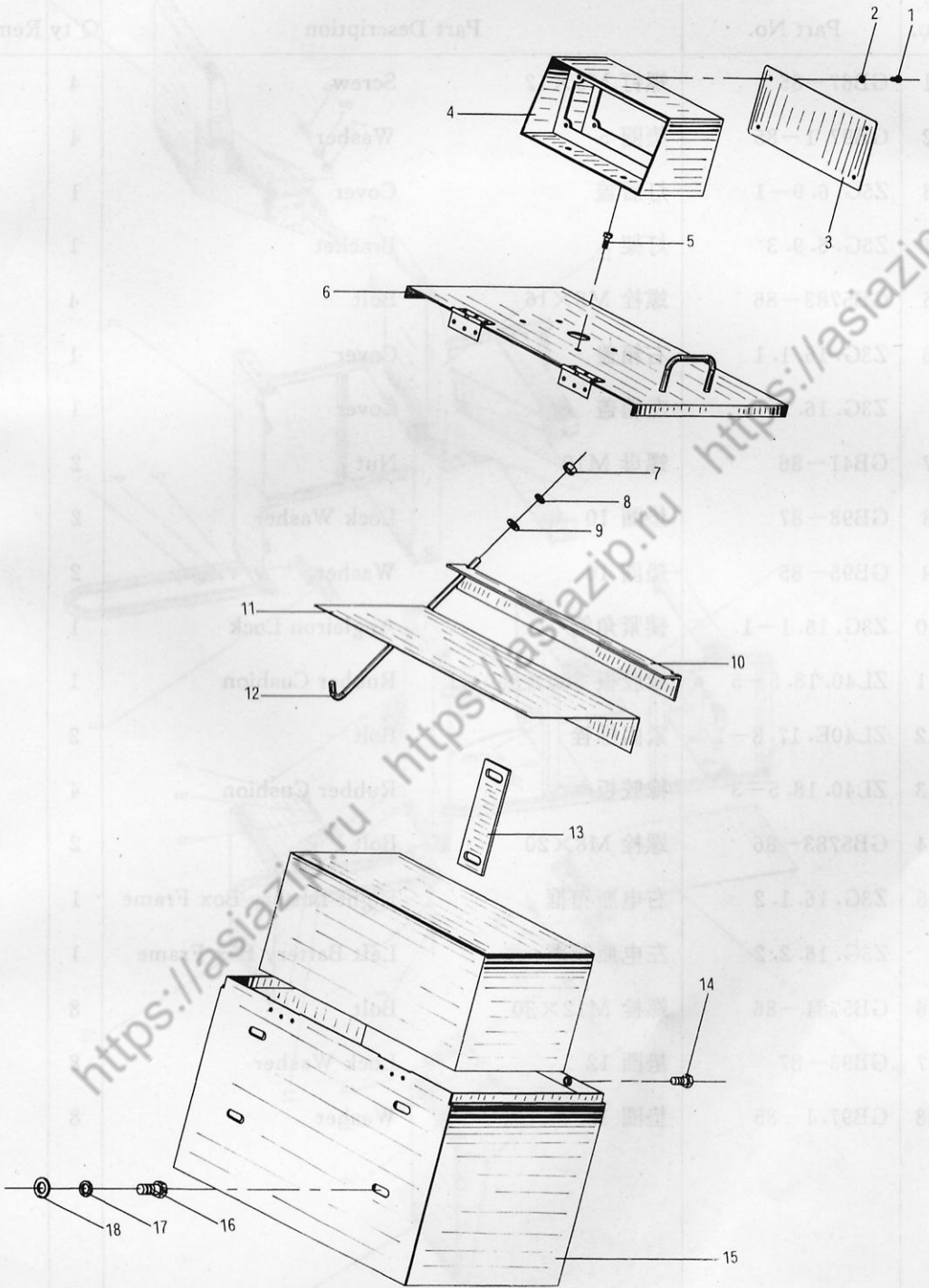
43. Z3G. 15 驾驶室总成 Cab Assembly



43. Z3G. 15 驾驶室总成 Cab Assembly

| 标号 Sr. No. | 零件代号 Part No. | 名 称 Part Description | 数量 Q'ty | 备 注 Remark |
|------------------|------------------|--------------------------|------------|---------------|
| 1 | GB5781-86 | 螺栓 M8×16 Bolt | 21 | |
| 2 | GB93-87 | 垫圈 8 Lock Washer | 29 | |
| 3 | Z3G. 16-5 | 驾驶室右下板 Plate | 1 | |
| 4 | Z3G. 16.5 | 驾驶室右前围板 Plate | 1 | |
| 5 | GB6170-86 | 螺母 M8 Nut | 1 | |
| 6 | GB97.1-85 | 垫圈 8 Washer | 7 | |
| 7 | Z3G. 16.6 | 驾驶室左前围板 Plate | 1 | |
| 8 | Z3G. 16-4 | 驾驶室左下板 Plate | 1 | |
| 9 | Z3G. 15.1 | 驾驶室 Cab | 1 | |
| 10 | Z5G. 10.6 | 座椅 Driver Chair Assembly | 1 | |
| 11 | GB5781-86 | 螺栓 M10×30 Bolt | 16 | |
| 12 | GB93-87 | 垫圈 10 Lock Washer | 16 | |
| 13 | GB96-85 | 垫圈 10 Washer | 16 | |
| 14 | Z3G. 15.5 | 控制箱 Control Box | 1 | |
| 15 | Z5G. 10-10 | 封盖 Seal Cover | 4 | |
| 16 | GB5782-86 | 螺栓 M20×110 Bolt | 4 | |
| 17 | GB97.1-85 | 垫圈 20 Washer | 4 | |
| 18 | Z3G. 15-1 | 支撑钢管 Tube | 4 | |
| 19 | Z3G. 1-3 | 圆钢垫 Shim | 4 | |
| 20 | Z3G. 1-1 | 橡胶垫 Shim | 4 | |
| 21 | GB93-87 | 垫圈 20 Lock Washer | 4 | |
| 22 | GB6182-86 | 螺母 M20 Nut | 4 | |
| 23 | Z3G. 15-2 | 底板橡胶 Rubber Cushion | 1 | |
| 24 | Z3G. 15-5 | 防尘套 Bushing | 2 | |
| 25 | Z3G. 15.4A | 固定板 Plate | 1 | |
| 26 | Z3G. 15.3 | 转向柱罩 Steering Cover | 1 | |
| 27 | Z3G. 15.2 | 仪表台架 Meters Platform | 1 | |

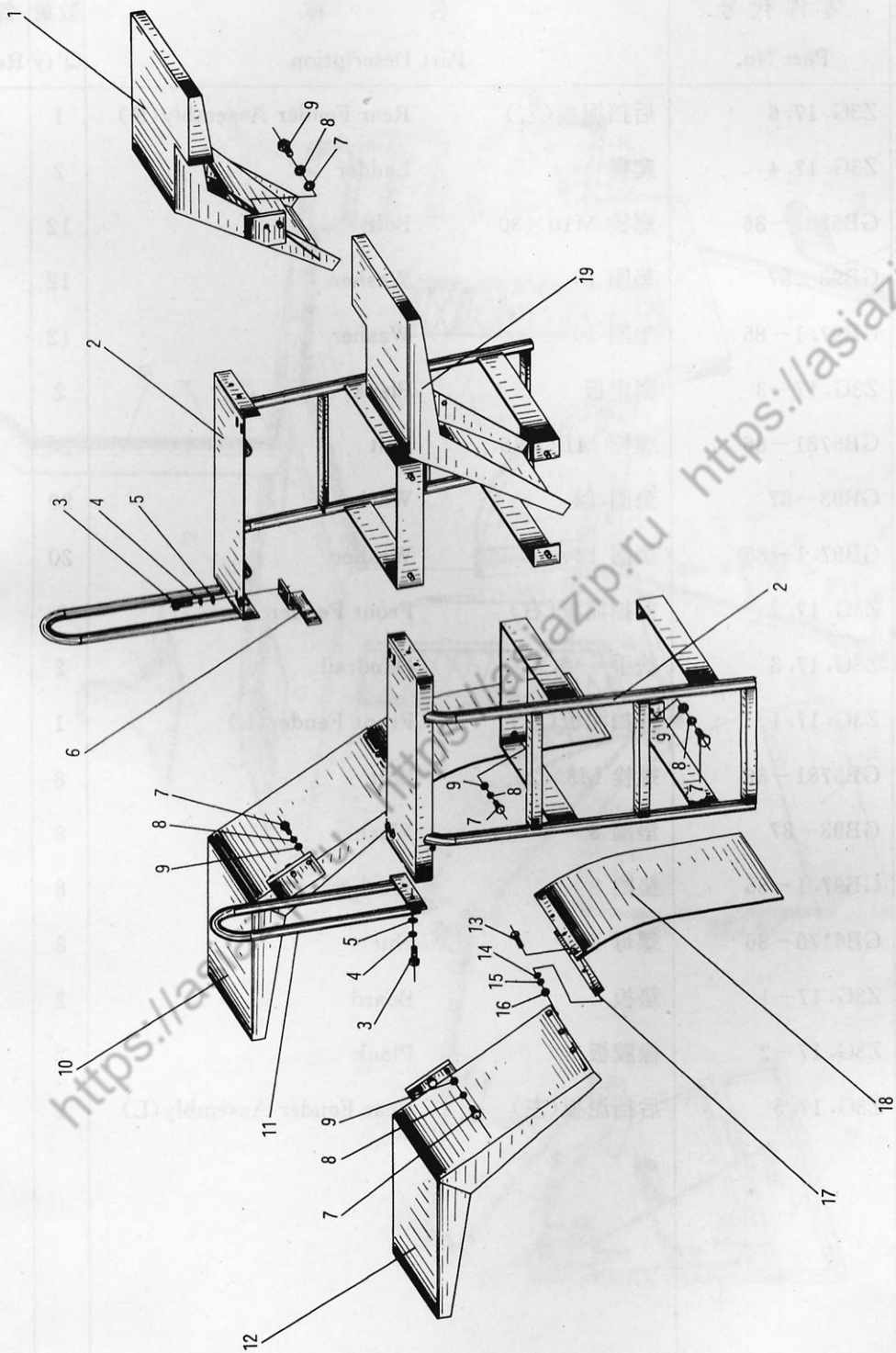
44. Z3G.16 左右电瓶箱 Left Right Battery Box



44. Z3G. 16 左右电瓶箱 Left Right Battery Box

| 标号 Sr. No. | 零件代号 Part No. | 名 称 Part Description | 数量 Q'ty | 备 注 Remark |
|------------------|------------------|----------------------------------|------------|---------------|
| 1 | GB67-85 | 螺钉 M5×12 Screw | 4 | |
| 2 | GB97.1-85 | 垫圈 5 Washer | 4 | |
| 3 | Z5G. 6. 9-1 | 灯后盖 Cover | 1 | |
| 4 | Z5G. 6. 9. 3 | 灯架 Bracket | 1 | |
| 5 | GB5783-86 | 螺栓 M8×16 Bolt | 4 | |
| 6 | Z3G. 16. 1. 1 | 右箱盖 Cover | 1 | |
| | Z3G. 16. 2. 1 | 左箱盖 Cover | 1 | |
| 7 | GB41-86 | 螺母 M10 Nut | 2 | |
| 8 | GB93-87 | 垫圈 10 Lock Washer | 2 | |
| 9 | GB95-85 | 垫圈 10 Washer | 2 | |
| 10 | Z3G. 16. 1-1 | 锁紧角钢 Angleiron Lock | 1 | |
| 11 | ZL40. 18. 5-5 | 橡胶板 550×330×1 Rubber Cushion | 1 | |
| 12 | ZL40E. 17. 8-1 | 紧固螺栓 Bolt | 2 | |
| 13 | ZL40. 18. 5-3 | 橡胶板 Rubber Cushion | 4 | |
| 14 | GB5783-86 | 螺栓 M8×20 Bolt | 2 | |
| 15 | Z3G. 16. 1. 2 | 右电瓶箱框 Right Battery Box Frame | 1 | |
| | Z3G. 16. 2. 2 | 左电瓶箱框 Left Battery Box Frame | 1 | |
| 16 | GB5781-86 | 螺栓 M12×30 Bolt | 8 | |
| 17 | GB93-87 | 垫圈 12 Lock Washer | 8 | |
| 18 | GB97.1-85 | 垫圈 12 Washer | 8 | |

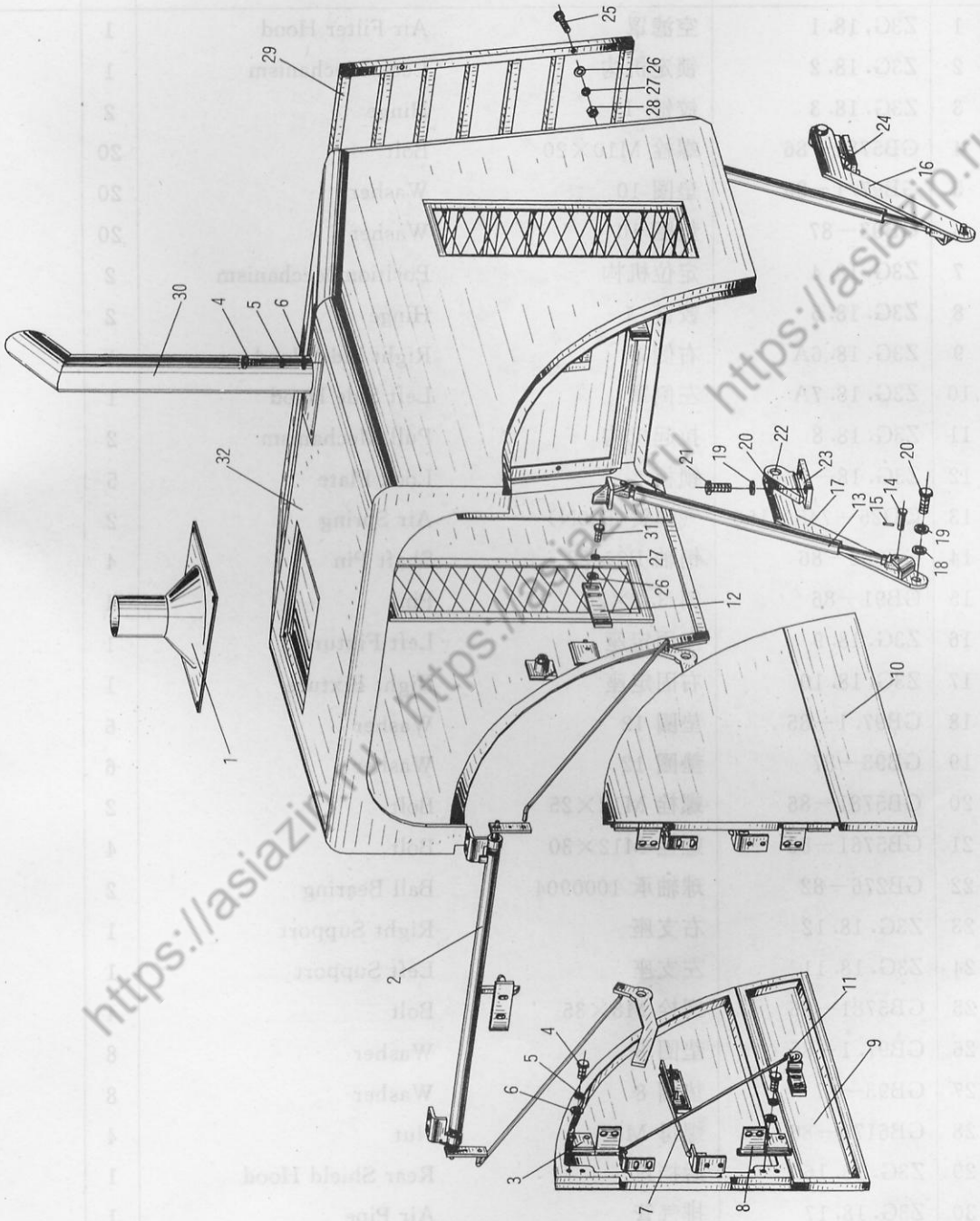
45. Z3G.17A 挡泥板 Fender Assembly



45. Z3G. 17A 挡泥板 Fender Assembly

| 标号 Sr. No. | 零件代号 Part No. | 名 称 Part Description | 数量 Q'ty | 备 注 Remark |
|------------------|------------------|---------------------------------|------------|---------------|
| 1 | Z3G. 17. 6 | 后挡泥板(右) Rear Fender Assembly(R) | 1 | |
| 2 | Z3G. 17. 4 | 爬梯 Ladder | 2 | |
| 3 | GB5781-86 | 螺栓 M10×30 Bolt | 12 | |
| 4 | GB93-87 | 垫圈 10 Washer | 12 | |
| 5 | GB97. 1-85 | 垫圈 10 Washer | 12 | |
| 6 | Z3G. 17-3 | 固定板 Plank | 2 | |
| 7 | GB5781-86 | 螺栓 M12×35 Bolt | 20 | |
| 8 | GB93-87 | 垫圈 12 Washer | 20 | |
| 9 | GB97. 1-85 | 垫圈 12 Washer | 20 | |
| 10 | Z3G. 17. 2 | 前挡泥板(右) Front Fender | 1 | |
| 11 | Z3G. 17. 3 | 扶手 Handrail | 2 | |
| 12 | Z3G. 17. 1 | 前挡泥板(左) Front Fender(L) | 1 | |
| 13 | GB5781-86 | 螺栓 M8×25 Bolt | 8 | |
| 14 | GB93-87 | 垫圈 8 Washer | 8 | |
| 15 | GB97. 1-85 | 垫圈 8 Washer | 8 | |
| 16 | GB6170-86 | 螺母 M8 Nut | 8 | |
| 17 | Z3G. 17-1 | 垫板 Board | 2 | |
| 18 | Z3G. 17-2 | 橡胶板 Plank | 2 | |
| 19 | Z3G. 17. 5 | 后挡泥板(左) Rear Fender Assembly(L) | 1 | |

46. Z3G. 18A 机罩 Hood



46. Z3G.18A 机罩 Hood

| 标号 Sr. No. | 零件代号 Part No. | 名 称 Part Description | 数量 Q'ty | 备 注 Remark |
|------------------|------------------|--------------------------|------------|---------------|
| 1 | Z3G.18.1 | 空滤罩 Air Filter Hood | 1 | |
| 2 | Z3G.18.2 | 锁定机构 Lock Mechanism | 1 | |
| 3 | Z3G.18.3 | 铰链 I Hinge | 2 | |
| 4 | GB5781-86 | 螺栓 M10×20 Bolt | 20 | |
| 5 | GB97.1-85 | 垫圈 10 Washer | 20 | |
| 6 | GB93-87 | 垫圈 10 Washer | 20 | |
| 7 | Z3G.18.4 | 定位机构 Position Mechanism | 2 | |
| 8 | Z3G.18.5 | 铰链 I Hinge | 2 | |
| 9 | Z3G.18.6A | 右侧罩 Right Side Hood | 1 | |
| 10 | Z3G.18.7A | 左侧罩 Left Side Hood | 1 | |
| 11 | Z3G.18.8 | 拉起机构 Pull Mechanism | 2 | |
| 12 | Z3G.18-1 | 锁板 Lock Plate | 5 | |
| 13 | QD25-745×150 | 气弹簧(520N) Air Spring | 2 | |
| 14 | GB882-86 | 销轴 B8×28 Shaft Pin | 4 | |
| 15 | GB91-86 | 销 3.2×20 Pin | 4 | |
| 16 | Z3G.18.9 | 左固定座 Left Fixture | 1 | |
| 17 | Z3G.18.10 | 右固定座 Right Fixture | 1 | |
| 18 | GB97.1-85 | 垫圈 12 Washer | 6 | |
| 19 | GB93-87 | 垫圈 12 Washer | 6 | |
| 20 | GB5781-86 | 螺栓 M12×25 Bolt | 2 | |
| 21 | GB5781-86 | 螺栓 M12×30 Bolt | 4 | |
| 22 | GB276-82 | 球轴承 1000904 Ball Bearing | 2 | |
| 23 | Z3G.18.12 | 右支座 Right Support | 1 | |
| 24 | Z3G.18.11 | 左支座 Left Support | 1 | |
| 25 | GB5781-86 | 螺栓 M8×35 Bolt | 4 | |
| 26 | GB97.1-85 | 垫圈 8 Washer | 8 | |
| 27 | GB93-87 | 垫圈 8 Washer | 8 | |
| 28 | GB6170-86 | 螺母 M8 Nut | 4 | |
| 29 | Z3G.18.16A | 后挡罩 Rear Shield Hood | 1 | |
| 30 | Z3G.18.17 | 排气管 Air Pipe | 1 | |
| 31 | GB5781-86 | 螺栓 M8×20 Bolt | 4 | |
| 32 | Z3G.18.15A | 后罩 Rear Hood | 1 | |